

GUIDESTAR® Premium^{PRO} Report



GuideStar Report Generated For: *Accion Communal Latino Americano De Montgomery County Inc*

Report Generated On: **July 19, 2016 at 5:31 PM ET**

EIN: **23-2059489**

Table of Contents

Overview / At-A-Glance	2
General Information	2
At-A-Glance	2
Mission	2
Financial Data	3
Revenue from 990	3
Expenses from 990	3
Expense Detail from 990	4
Balance Sheet from 990	5
Documents	6
Forms 990 Received from the IRS	6
Audited Financial Statement(s)	6
Letter of Determination, Form 1023/1024	6
Mission and Impact	8
Mission Statement	8
Impact Statement	8
Programs & Results	9
I & R, Case Management	9
Conexiones Health Access	9
ESL Family Literacy	9
ESL/Adult Basic Education	9
After-School Tutoring/Summer Bridge Learning	9
People & Governance	10
Overview	10
Principal Officer	10
Chief Executive Profile	10
Board Chair	10
Board Leadership Practices	11
Officers, Directors, Trustees and Key Employees	11
Highest Paid Employees & Compensation	14
Paid Contractors	15
Paid Preparer	15
Independent Contractors and Compensation	15

GuideStar Premium Report for *Accion Communal Latino Americano De Montgomery County Inc*

EIN: 23-2059489

Report Generated: July 19, 2016



www.guidestar.org

Copyright © 2016, GuideStar USA, Inc. All rights reserved.

General Information

Accion Communal Latino Americano De Montgomery County Inc
512 West Marshall Street
Norristown, PA 19401
www.aclamo.org

Contact Information

Juan Guerra, Exec Dir
juang@aclamo.org
610 -277-2570 tel

Also Known As: Aclamo Family Centers
EIN: 23-2059489

Telephone: 610 -277-2570
Facsimile: 610 -277-6434

Affiliation Type: Independent Organization

At-A-Glance

IRS: 501(c)(3) Public Charity
Subsection:
NTEE Codes: P99 (Human Services - Multipurpose and Other N.E.C.) P84 (Ethnic/Immigrant Services) P30 (Children's and Youth Services)
Assets: \$351,215
Income: \$605,982
Expenses: \$652,590
Liabilities: \$255,885
Areas Served: Montgomery County PA, especially Norristown, Bridgeport and Pottstown
Ruling Year: 1977
Fiscal Year Start: July 1
Fiscal Year End: June 30

Financial information in this report is derived from the organization's 2014 Form 990.

Mission

ACLAMO's mission is to provide improved access to health, economic, educational, social and cultural resources and opportunities for low-income citizens in Montgomery County (PA), especially those of Spanish language heritage living in Norristown and Pottstown.

Revenue from 990 (Fiscal Year Beginning July 1 and Ending June 30)

[FAQs on Financial Data](#)

[Click here for revenue data reported earlier than 2010](#)

	2014 (990)	2013 (990)	2012 (990)	2011 (990)	2010 (990)
Contributions¹	\$417,180	\$406,456	\$282,196	\$240,661	\$231,795
Government Grants	\$184,163	\$240,530	\$384,534	\$307,738	\$334,831
Program Services	\$511	\$604	\$416	\$574	\$723
Investments²	\$1,750	\$12,180	\$21,000	\$1,384	\$0
Special Events	(\$6,009)	\$0	\$0	\$0	\$0
Sales	\$0	\$0	\$0	\$0	\$0
Other³	\$8,387	\$5,772	\$5,089	\$0	\$0
Total Revenue:	\$605,982	\$665,542	\$693,235	\$550,357	\$567,349

1- Due to various changes in the way this data is reported in the 2008 Form 990, it may not be possible to accurately compare this data from the 2008 Form 990 against the same field on prior forms.

2- The IRS has changed the Requirements for Reporting Investment Income. This value may contain amounts for Items which were reported in earlier years under Other Revenue (Part I, line 11).

3- Due to changes to the 2008 form, Membership Dues are not included in Other Revenue anymore, but are reported under Contributions.

Expenses from 990 (Fiscal Year Beginning July 1 and Ending June 30)

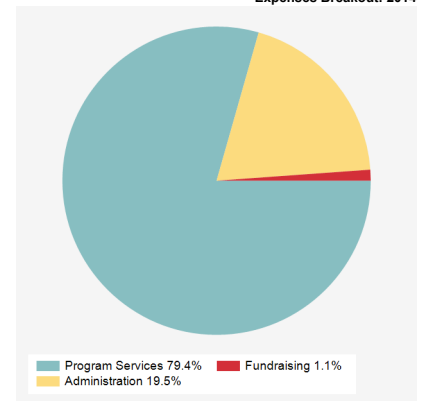
[FAQs on Financial Data](#)

[Click here for expense data reported earlier than 2010](#)

	2014 (990)	2013 (990)	2012 (990)	2011 (990)	2010 (990)
Program Services	\$518,181	\$551,549	\$521,295	\$442,130	\$474,008
Administration	\$126,946	\$135,697	\$127,455	\$124,697	\$132,986
Other	\$7,463	\$24,237	\$8,677	\$1,000	\$2,068
Total Expenses:	\$652,590	\$711,483	\$657,427	\$567,827	\$609,062

Net Gain/Loss: (\$46,608) (\$45,941) \$35,808 (\$17,470) (\$41,713)

Expenses Breakout: 2014



[FAQs](#)

Expense Detail from 990 (Fiscal Year Beginning July 1 and Ending June 30)

[FAQs on Financial Data](#)

[Click here for revenue data reported earlier than 2010](#)

	2014 (990)	2013 (990)	2012 (990)	2011 (990)	2010 (990)
Accounting Fees	\$11,893	\$17,004	\$18,178	\$14,934	\$13,558
Advertising and Promotion	\$0	\$15	\$495	\$495	\$80
Information Technology Expenses	\$4,836	\$5,280	\$5,280	\$6,834	\$0
Insurance Expenses	\$19,015	\$17,326	\$17,333	\$16,060	\$16,366
Interest Expenses	\$6,429	\$6,260	\$6,306	\$6,132	\$5,754
Investment Management Fees	\$0	\$0	\$0	\$0	\$0
Legal Fees	\$0	\$0	\$0	\$0	\$0
Pension Plan Contributions	\$10,156	\$10,479	\$18,541	\$14,399	\$0
Printing and Publications	n/a	n/a	n/a	n/a	n/a
Professional Fundraising Expenses	\$0	\$19,000	\$5,000	\$0	\$0
Printing, Publication, Postage and Shipping	n/a	n/a	n/a	n/a	n/a
Professional Fees and Payments to Contractors	n/a	n/a	n/a	n/a	n/a

Financial Data

Balance Sheet from 990 (Fiscal Year Beginning July 1 and Ending June 30)














[Click here for balance sheet data reported earlier than 2010](#)

Assets	2014 (990)			2013 (990)			2012 (990)			2011 (990)			2010 (990)		
	1-Jul-13	30-Jun-14	Change	1-Jul-12	30-Jun-13	Change	1-Jul-11	30-Jun-12	Change	1-Jul-10	30-Jun-11	Change	1-Jul-09	30-Jun-10	Change
Cash & Equivalent	\$41,507	\$53,927	\$12,420	\$72,855	\$41,507	(\$31,348)	\$52,128	\$72,855	\$20,727	\$13,406	\$52,128	\$38,722	\$45,432	\$13,406	(\$32,026)
Accounts Receivable	\$34,151	\$19,456	(\$14,695)	\$47,130	\$34,151	(\$12,979)	\$18,143	\$47,130	\$28,987	\$29,374	\$18,143	(\$11,231)	\$52,141	\$29,374	(\$22,767)
Pledges & Grants Receivable	\$0	\$0	\$0	\$0	\$0	\$0	\$0	\$0	\$0	\$34,500	\$0	(\$34,500)	\$29,525	\$34,500	\$4,975
Receivable / Other ¹	\$0	\$0	\$0	\$0	\$0	\$0	\$0	\$0	\$0	\$0	\$0	\$0	\$0	\$0	\$0
Inventories for Sale or Use	\$700	\$350	(\$350)	\$0	\$700	\$700	\$0	\$0	\$0	\$0	\$0	\$0	\$0	\$0	\$0
Investment / Securities ²	\$0	\$0	\$0	\$0	\$0	\$0	\$0	\$0	\$0	\$0	\$0	\$0	\$0	\$0	\$0
Investment / Other ³	\$0	\$0	\$0	\$0	\$0	\$0	\$0	\$0	\$0	\$0	\$0	\$0	\$0	\$0	\$0
Fixed Assets ⁴	\$274,647	\$258,384	(\$16,263)	\$289,192	\$274,647	(\$14,545)	\$303,157	\$289,192	(\$13,965)	\$310,068	\$303,157	(\$6,911)	\$294,958	\$310,068	\$15,110
Land & Buildings		n/a			n/a			n/a			n/a			n/a	
Other ⁵	\$17,201	\$19,098	\$1,897	\$13,460	\$17,201	\$3,741	\$12,912	\$13,460	\$548	\$0	\$12,912	\$12,912	\$0	\$0	\$0
Total Assets:	\$368,206	\$351,215	(\$16,991)	\$422,637	\$368,206	(\$54,431)	\$386,340	\$422,637	\$36,297	\$387,348	\$386,340	(\$1,008)	\$422,056	\$387,348	(\$34,708)
Liabilities	2014 (990)			2013 (990)			2012 (990)			2011 (990)			2010 (990)		
	1-Jul-13	30-Jun-14	Change	1-Jul-12	30-Jun-13	Change	1-Jul-11	30-Jun-12	Change	1-Jul-10	30-Jun-11	Change	1-Jul-09	30-Jun-10	Change
Accounts Payable	\$63,062	\$66,732	\$3,670	\$79,887	\$63,062	(\$16,825)	\$78,269	\$79,887	\$1,618	\$75,008	\$78,269	\$3,261	\$94,325	\$75,008	(\$19,317)
Grants Payable	\$0	\$0	\$0	\$4,000	\$0	(\$4,000)	\$3,000	\$4,000	\$1,000	\$0	\$3,000	\$3,000	\$0	\$0	\$0
Deferred Revenue	\$0	\$0	\$0	\$0	\$0	\$0	\$1,750	\$0	(\$1,750)	\$0	\$1,750	\$1,750	\$0	\$0	\$0
Loans and Notes ⁶	\$161,456	\$188,453	\$26,997	\$149,121	\$161,456	\$12,335	\$149,500	\$149,121	(\$379)	\$142,799	\$149,500	\$6,701	\$116,477	\$142,799	\$26,322
Tax-Exempt Bond Liabilities	\$0	\$0	\$0	\$0	\$0	\$0	\$0	\$0	\$0	\$0	\$0	\$0	\$0	\$0	\$0
Other ⁷	\$1,750	\$700	(\$1,050)	\$1,750	\$1,750	\$0	\$1,750	\$1,750	\$0	\$0	\$1,750	\$1,750	\$0	\$0	\$0
Total Liabilities:	\$226,268	\$255,885	\$29,617	\$234,758	\$226,268	(\$8,490)	\$234,269	\$234,758	\$489	\$217,807	\$234,269	\$16,462	\$210,802	\$217,807	\$7,005
Fund Balance	2014 (990)			2013 (990)			2012 (990)			2011 (990)			2010 (990)		
	1-Jul-13	30-Jun-14	Change	1-Jul-12	30-Jun-13	Change	1-Jul-11	30-Jun-12	Change	1-Jul-10	30-Jun-11	Change	1-Jul-09	30-Jun-10	Change
Temporarily Restricted Net Assets	\$0	\$40,000	\$40,000	\$105,655	\$0	(\$105,655)	\$49,250	\$105,655	\$56,405	\$37,306	\$49,250	\$11,944	\$114,731	\$37,306	(\$77,425)
Permanently Restricted Net Assets	\$0	\$0	\$0	\$0	\$0	\$0	\$0	\$0	\$0	\$0	\$0	\$0	\$0	\$0	\$0
Unrestricted Net Assets	\$141,938	\$55,330	(\$86,608)	\$82,224	\$141,938	\$59,714	\$102,821	\$82,224	(\$20,597)	\$132,235	\$102,821	(\$29,414)	\$96,523	\$132,235	\$35,712
Net Assets	\$141,938	\$95,330	(\$46,608)	\$187,879	\$141,938	(\$45,941)	\$152,071	\$187,879	\$35,808	\$169,541	\$152,071	(\$17,470)	\$211,254	\$169,541	(\$41,713)




- 1- Due to changes in the 2008 Form 990, this data is no longer reported.
- 2- Due to Changes in the 2008 Form, this value now includes Publicly Traded Securities as well as Other Securities.
- 3- Due to various changes in the way this data is reported in the 2008 Form 990, it may not be possible to accurately compare this data from the 2008 Form 990 against the same field on prior Forms.
- 4- The 2008 Form does not distinguish between Land, Buildings & Equipment (LBE) as investments and LBE as fixed assets. This value is equivalent to the sum of both line items on earlier Forms (Part IV line 55 plus line 57).
- 5- Other Program Related Investments is now a separate field on the new Form, Part X-13(A) and (B).
- 6- The value on this line may now include payables to former employees, disqualified persons and unrelated third parties.
- 7- Due to various changes in the way this data is reported in the 2008 Form 990, it may not be possible to accurately compare this data From the 2008 Form 990 against the same field on prior Forms.

Note: The balance sheet gives a snapshot of the financial health of an organization at a particular point in time. An organization's total assets should generally exceed its total liabilities, or it cannot survive long, but the types of assets and liabilities also must be considered. For instance, an organization's current assets (cash, receivables, securities, etc.) should be sufficient to cover its current liabilities (payables, deferred revenue, current year loan, and note payments). Otherwise, the organization may face solvency problems. On the other hand, an organization whose cash and equivalents greatly exceed its current liabilities might not be putting its money to best use.

Forms 990 Received from the IRS

2015 Form 990 	2014 Form 990 	2013 Form 990 	2012 Form 990 	2011 Form 990 	2010 Form 990 	2009 Form 990 	2008 Form 990 
click to download	click to download	click to download	click to download	click to download	click to download	click to download	click to download
2007 Form 990 	2006 Form 990 	2005 Form 990 	2004 Form 990 	2003 Form 990 	2002 Form 990 	2001 Form 990 	2000 Form 990 
click to download	click to download	click to download	click to download	click to download	click to download	click to download	click to download
1999 Form 990 							
click to download							

Audited Financial Statement(s)

2011 Audit Financial Statement 	2009 Audit Financial Statement 	2008 Audit Financial Statement 
click to download	click to download	click to download

Letter of Determination, Form 1023/1024

1978 Letter Of Determination 
click to download



Mission Statement

This information was provided to GuideStar by Accion Communal Latino Americano De Montgomery County Inc

ACLAMO's mission is to provide improved access to health, economic, educational, social and cultural resources and opportunities for low-income citizens in Montgomery County (PA), especially those of Spanish language heritage living in Norristown and Pottstown.

Impact Statement

This information was provided to GuideStar by Accion Communal Latino Americano De Montgomery County Inc

In 2011 ACLAMO programs served over 3,000 countywide with I & R, resettlement aid, case management; ESL/adult ed., job counseling and referral, housing counseling; "ESL family literacy" for 20 preschoolers, plus ESL, computer skills, life skills and parent education for 20 mothers. After-school and summer learning programs served 75 ELL students in grades 1-8.

I & R, Case Management

This information was provided to GuideStar by Accion Communal Latino Americano De Montgomery County Inc

Category: Human Services

Population Served: Hispanics

Conexiones Health Access

This information was provided to GuideStar by Accion Communal Latino Americano De Montgomery County Inc

Category: Human Services

Population Served: Hispanics

ESL Family Literacy

This information was provided to GuideStar by Accion Communal Latino Americano De Montgomery County Inc

Category: Human Services

Population Served: Hispanics

ESL/Adult Basic Education

This information was provided to GuideStar by Accion Communal Latino Americano De Montgomery County Inc

Category: Education

Population Served: Hispanics

After-School Tutoring/Summer Bridge Learning

This information was provided to GuideStar by Accion Communal Latino Americano De Montgomery County Inc

Category: Education

Population Served: Hispanics

Overview

	2014	2013	2012	2011	2010
Number of Employees:	13	19	15	16	23

Principal Officer

Fiscal Year	Principal Officer
2014	JUAN GUERRA
2013	JUAN GUERRA
2012	JUAN GUERRA
2011	JUAN GUERRA
2010	JUAN GUERRA
2009	JUAN GUERRA

Chief Executive Profile

Juan Guerra MAT

Term: Since Nov 2009

Board Chair

Eduardo Nieto

Term: Since Jan 2012

Institution Affiliation: Independent Consultant

Board Leadership Practices



<p>Board Orientation & Education Does the board conduct a formal orientation for new board members and require all board members to sign a written agreement regarding their roles, responsibilities, and expectations?</p>	Response Not Provided
<p>CEO Oversight Has the board conducted a formal, written assessment of the chief executive within the past year?</p>	Response Not Provided
<p>Ethics & Transparency Have the board and senior staff reviewed the conflict-of-interest policy and completed and signed disclosure statements within the past year?</p>	Response Not Provided
<p>Board Composition Does the board ensure an inclusive board member recruitment process that results in diversity of thought and leadership?</p>	Response Not Provided
<p>Board Performance Has the board conducted a formal, written self-assessment of its performance within the past three years?</p>	Response Not Provided

Officers, Directors, Trustees and Key Employees

[View the online report for Officer/Director/Trustee/Key Employee data reported earlier than 2010](#)

Fiscal Year Ending June 30, 2014

Name	Title	Compensation
Juan I Guerra, MCAT	Executive Director	\$63,160
Houahton Kane, JD	Board President	\$0
Gail Rodgers, MD	Board Vice President	\$0
Juan M Gonzalez	Board Treasurer	\$0
Donald B Cheetham III, Esq	Board Secretary	\$0
Eduardo G Nieto	Board Member	\$0
Jim Murray	Board Member	\$0
Socorro Sadeqhipour	Board Member	\$0
Jose Aguirre	Board Member	\$0
Genvieve Camacho Schmidt	Board Member	\$0
Abel Rodriguez, Esq	Board Member	\$0
Edith Fuentes-Moscal	Board Member	\$0
Marisol Perez	Board Member	\$0

Fiscal Year Ending June 30, 2013

Name	Title	Compensation
Juan I Guerra, MCAT	Executive Director	\$72,489
Eduardo G Nieto	Board President	\$0

Fiscal Year Ending June 30, 2013

Name	Title	Compensation
Gail Rodgers, MD	Board Vice President	\$0
Sharon McMichael	Board Treasurer	\$0
Donald B Cheetham III, Esq	Board Secretary	\$0
Houghton Kane, JD MA	Board Member	\$0
Socorro Sadeghipour	Board Member	\$0
Jim Murray	Board Member	\$0

Fiscal Year Ending June 30, 2012

Name	Title	Compensation
Juan I Guerra, MCAT	Executive Director	\$70,212
Eduardo G Nieto	Board President	\$0
Gail Rodgers, MD	Board Vice President	\$0
Sharon McMichael	Board Treasurer	\$0
Donald B Cheetham III, Esq	Board Secretary	\$0
Houghton Kane, JD MA	Board Member	\$0
Socorro Sadeghipour	Board Member	\$0
Jim Murray	Board Member	\$0

Fiscal Year Ending June 30, 2011

Name	Title	Compensation
Juan I Guerra	Executive Director	\$70,000
Joanna M Cruz	Board President	\$0
Eduardo G Nieto	Board Vice President	\$0
Sharon McMichael	Board Treasurer	\$0
Donald Cheetham	Board Secretary	\$0
Sean E Cullen	Board Member	\$0
Ahmed Carrion	Board Member	\$0
Gail Rodgers	Board Member	\$0
Houghton Kane	Board Member	\$0
Barbara Wilson-Meraz	Board Member	\$0
Socorro Sadeghipour	Board Member	\$0
Frances Figueroa Fizzano	Board Member	\$0
Ana Santoyo	Board Member	\$0
Jim Murray	Board Member	\$0

Fiscal Year Ending June 30, 2010

Name	Title	Compensation
JUAN I GUERRA	EXECUTIVE DIRECTOR	\$75,192
JOANNA M CRUZ	BOARD PRESIDENT	\$0
DONALD CHEETHAM	BOARD MEMBER	\$0
SOCORRO SADEGHIPOOR	BOARD VICE PRESIDENT	\$0
JULIO ALGARIN	BOARD MEMBER	\$0
FRANCES FIGUEROA FIZZANO	BOARD SECRETARY	\$0
ANA SANTOYO	BOARD TREASURER	\$0

Fiscal Year Ending June 30, 2010

Name	Title	Compensation
JIM MURRAY	BOARD MEMBER	\$0
IVAN DUBROW	BOARD MEMBER	\$0
SHARON MCMICHAEL	BOARD MEMBER	\$0
SEAN E CULLEN	BOARD MEMBER	\$0
AHMED CARRION	BOARD MEMBER	\$0
EDUARDO G NIETO	BOARD MEMBER	\$0

Highest Paid Employees & Compensation

[View the online report for Officer/Director/Trustee/Key Employee data reported earlier than 2010](#)

Fiscal Year Ending June 30, 2010

Name	Title	Compensation
JUAN I GUERRA	EXECUTIVE DIRECTOR	\$75,192

Paid Preparer (Fiscal Year Ending Jun 30, 2014)

Wentzel and Company PC

EIN: 47-2237545

PO Box 156

Fleetwood, PA 19522

Telephone: 484-725-4181

Independent Contractors and Compensation

Contractors for Fiscal Year Ending Jun 30, 2014

There are no contractors for this year.

Contractors for Fiscal Year Ending Jun 30, 2013

There are no contractors for this year.

Contractors for Fiscal Year Ending Jun 30, 2012

There are no contractors for this year.

Contractors for Fiscal Year Ending Jun 30, 2011

There are no contractors for this year.

Contractors for Fiscal Year Ending Jun 30, 2010

There are no contractors for this year.