

GUIDESTAR® Premium^{PRO} Report



GuideStar Report Generated For: *Moms House Inc*

Report Generated On: July 20, 2016 at 10:45 AM ET

EIN: 23-2430389

Table of Contents

Overview / At-A-Glance	2
General Information	2
At-A-Glance	2
Mission	3
Financial Data	4
Revenue from 990	4
Expenses from 990	4
Expense Detail from 990	5
Balance Sheet from 990	6
Documents	7
Forms 990 Received from the IRS	7
Forms 990 Provided by the Organization	7
Audited Financial Statement(s)	7
Annual Report(s)	8
Letter of Determination, Form 1023/1024	8
Mission and Impact	9
Mission Statement	9
Impact Statement	9
Programs & Results	10
1) Free Daycare for children of single parents who are full time students	10
Emergency Needs Financial Support	10
Client Seminars	10
People & Governance	11
Overview	11
Principal Officer	11
Chief Executive Profile	11
Co-Chief Executive Profile	11
Board Chair	11
Board Leadership Practices	12
Officers, Directors, Trustees and Key Employees	12
Organizational Demographics	14
Paid Contractors	16
Paid Preparer	16
Independent Contractors and Compensation	16

General Information

Moms House Inc
 145 S. Main st
 Phoenixville, PA 19460
 www.momshouse-phoenixville.org

Also Known As: Mom's House of Phoenixville
 EIN: 23-2430389

Telephone: 610 -935-7711
 Facsimile: 610 -935-7984

Contact Information

Mrs. Wendy McKeon, Executive Director
 wmckeon_momshouse@verizon.net
 610 -935-7711 tel



This is a Silver level GuideStar Nonprofit profile, demonstrating this organization's commitment to transparency.

[Learn more about the GuideStar Nonprofit Profile](#)

Affiliation Type: Subordinate Organization

Parent Organization(s):

Moms House Inc
 25-1445172
 Johnstown
 PA

Group Exemption Number: 3206

At-A-Glance

IRS Subsection: 501(c)(3) Public Charity
 NTEE Codes: P33 (Child Day Care) P42 (Single Parent Agencies/Services)
 Assets: \$173,900
 Income: \$202,468
 Expenses: \$201,905
 Liabilities: \$423
 Areas Served: Chester County PA, Montgomery County, PA, Phoenixville, Spring City, Royersford, Pottstown
 Year Founded: 1987
 Ruling Year: 1984
 Fiscal Year Start: July 1
 Fiscal Year End: June 30

Financial information in this report is derived from the organization's 2015 Form 990.

Mission

Mom's House is a unique family support system of basic needs, including free childcare, to single, low-income parents while they are completing their full-time education and becoming independent members of society.

Revenue from 990 (Fiscal Year Beginning July 1 and Ending June 30)

[FAQs on Financial Data](#)

[Click here for revenue data reported earlier than 2004](#)

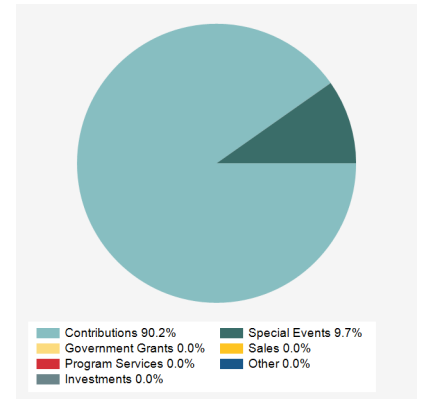
	2015 (990)	2014 (990)	2007 (990)	2006 (990)	2004 (990)
Contributions¹	\$182,675	\$175,105	\$0	\$0	\$56,512
Government Grants	\$0	\$0	\$0	\$0	\$0
Program Services	\$0	\$0	\$0	\$0	\$0
Investments²	\$52	\$282	\$0	\$0	\$1,196
Special Events	\$19,725	\$23,273	\$0	\$0	\$13,136
Sales	\$0	\$0	\$0	\$0	\$0
Other³	\$16	\$77	\$0	\$0	\$37
Total Revenue:	\$202,468	\$198,737	\$84,259	\$71,519	\$70,881

1- Due to various changes in the way this data is reported in the 2008 Form 990, it may not be possible to accurately compare this data from the 2008 Form 990 against the same field on prior forms.

2- The IRS has changed the Requirements for Reporting Investment Income. This value may contain amounts for Items which were reported in earlier years under Other Revenue (Part I, line 11).

3- Due to changes to the 2008 form, Membership Dues are not included in Other Revenue anymore, but are reported under Contributions.

Revenue Breakout: 2015



[FAQs](#)

Expenses from 990 (Fiscal Year Beginning July 1 and Ending June 30)

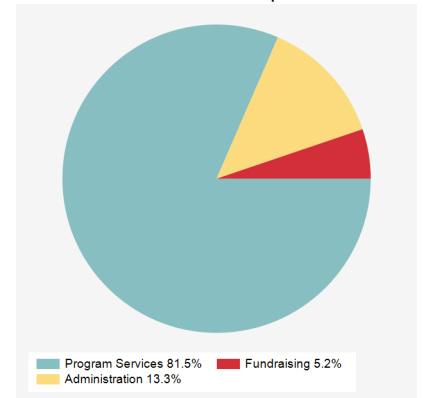
[FAQs on Financial Data](#)

[Click here for expense data reported earlier than 2004](#)

	2015 (990)	2014 (990)	2007 (990)	2006 (990)	2004 (990)
Program Services	\$164,590	\$162,829	\$73,593	\$67,296	\$54,746
Administration	\$26,811	\$18,498	\$36,182	\$29,595	\$28,071
Other	\$10,504	\$10,059	\$2,176	\$1,646	\$3,185
Total Expenses:	\$201,905	\$191,386	\$111,951	\$98,537	\$86,002

Net Gain/Loss: \$563 \$7,351 \$0 \$0 (\$15,121)

Expenses Breakout: 2015



[FAQs](#)

Expense Detail from 990 (Fiscal Year Beginning July 1 and Ending June 30)

[FAQs on Financial Data](#)

[Click here for revenue data reported earlier than 2004](#)

	2015 (990)	2014 (990)	2007 (990)	2006 (990)	2004 (990)
Accounting Fees	\$0	\$0	\$750	\$700	\$1,350
Advertising and Promotion	\$1,237	\$1,230	n/a	n/a	n/a
Information Technology Expenses	\$2,139	\$0	n/a	n/a	n/a
Insurance Expenses	\$6,998	\$5,871	n/a	n/a	n/a
Interest Expenses	\$0	\$0	\$0	\$0	\$0
Investment Management Fees	\$0	\$0	n/a	n/a	n/a
Legal Fees	\$0	\$0	\$0	\$0	\$0
Pension Plan Contributions	\$0	\$0	\$0	\$0	\$0
Printing and Publications	n/a	n/a	\$0	\$73	\$0
Professional Fundraising Expenses	\$0	\$0	\$0	\$0	\$0
Printing, Publication, Postage and Shipping	n/a	n/a	n/a	n/a	n/a
Professional Fees and Payments to Contractors	n/a	n/a	n/a	n/a	n/a

Balance Sheet from 990 (Fiscal Year Beginning July 1 and Ending June 30)

[Click here for balance sheet data reported earlier than 2004](#)

Assets	2015 (990)			2014 (990)			2007 (990)			2006 (990)			2004 (990)		
	1-Jul-14	30-Jun-15	Change	1-Jul-13	30-Jun-14	Change	1-Jul-06	30-Jun-07	Change	1-Jul-05	30-Jun-06	Change	1-Jul-03	30-Jun-04	Change
Cash & Equivalent	\$173,336	\$173,900	\$564	\$166,001	\$173,336	\$7,335	\$140,272	\$112,569	(\$27,703)	\$167,290	\$140,272	(\$27,018)	\$186,934	\$171,638	(\$15,296)
Accounts Receivable	\$0	\$0	\$0	\$0	\$0	\$0	\$0	\$0	\$0	\$0	\$0	\$0	\$0	\$0	\$0
Pledges & Grants Receivable	\$0	\$0	\$0	\$0	\$0	\$0	\$0	\$0	\$0	\$0	\$0	\$0	\$0	\$0	\$0
Receivable / Other ¹	\$0	\$0	\$0	\$0	\$0	\$0	\$0	\$0	\$0	\$0	\$0	\$0	\$0	\$0	\$0
Inventories for Sale or Use	\$0	\$0	\$0	\$0	\$0	\$0	\$0	\$0	\$0	\$0	\$0	\$0	\$0	\$0	\$0
Investment / Securities ²	\$0	\$0	\$0	\$0	\$0	\$0	\$0	\$0	\$0	\$0	\$0	\$0	\$0	\$0	\$0
Investment / Other ³	\$0	\$0	\$0	\$0	\$0	\$0	\$0	\$0	\$0	\$0	\$0	\$0	\$0	\$0	\$0
Fixed Assets ⁴	\$0	\$0	\$0	\$0	\$0	\$0	\$0	\$0	\$0	\$0	\$0	\$0	\$160	\$0	(\$160)
Land & Buildings		n/a			n/a			n/a			n/a			n/a	
Other ⁵	\$0	\$0	\$0	\$0	\$0	\$0	\$0	\$0	\$0	\$0	\$0	\$0	\$0	\$0	\$0
Total Assets:	\$173,336	\$173,900	\$564	\$166,001	\$173,336	\$7,335	\$140,272	\$112,569	(\$27,703)	\$167,290	\$140,272	(\$27,018)	\$187,094	\$171,638	(\$15,456)













Liabilities	2015 (990)			2014 (990)			2007 (990)			2006 (990)			2004 (990)		
	1-Jul-14	30-Jun-15	Change	1-Jul-13	30-Jun-14	Change	1-Jul-06	30-Jun-07	Change	1-Jul-05	30-Jun-06	Change	1-Jul-03	30-Jun-04	Change
Accounts Payable	\$423	\$423	\$0	\$439	\$423	(\$16)	\$0	\$0	\$0	\$0	\$0	\$0	\$1,124	\$789	(\$335)
Grants Payable	\$0	\$0	\$0	\$0	\$0	\$0	\$0	\$0	\$0	\$0	\$0	\$0	\$0	\$0	\$0
Deferred Revenue	\$0	\$0	\$0	\$0	\$0	\$0	\$0	\$0	\$0	\$0	\$0	\$0	\$0	\$0	\$0
Loans and Notes ⁶	\$0	\$0	\$0	\$0	\$0	\$0	\$0	\$0	\$0	\$0	\$0	\$0	\$0	\$0	\$0
Tax-Exempt Bond Liabilities	\$0	\$0	\$0	\$0	\$0	\$0	\$0	\$0	\$0	\$0	\$0	\$0	\$0	\$0	\$0
Other ⁷	\$0	\$0	\$0	\$0	\$0	\$0	\$0	\$0	\$0	\$0	\$0	\$0	\$0	\$0	\$0
Total Liabilities:	\$423	\$423	\$0	\$439	\$423	(\$16)	\$1,349	\$1,338	(\$11)	\$1,149	\$1,349	\$200	\$1,124	\$789	(\$335)

Fund Balance	2015 (990)			2014 (990)			2007 (990)			2006 (990)			2004 (990)		
	1-Jul-14	30-Jun-15	Change	1-Jul-13	30-Jun-14	Change	1-Jul-06	30-Jun-07	Change	1-Jul-05	30-Jun-06	Change	1-Jul-03	30-Jun-04	Change
Temporarily Restricted Net Assets	\$8,612	\$5,890	(\$2,722)	\$7,492	\$8,612	\$1,120	\$0	\$0	\$0	\$0	\$0	\$0	\$0	\$0	\$0
Permanently Restricted Net Assets	\$0	\$0	\$0	\$0	\$0	\$0	\$0	\$0	\$0	\$0	\$0	\$0	\$0	\$0	\$0
Unrestricted Net Assets	\$164,301	\$167,587	\$3,286	\$158,070	\$164,301	\$6,231	\$138,923	\$111,231	(\$27,692)	\$166,141	\$138,923	(\$27,218)	\$185,970	\$170,849	(\$15,121)
Net Assets	\$172,913	\$173,477	\$564	\$165,562	\$172,913	\$7,351	\$0	\$0	\$0	\$0	\$0	\$0	\$185,970	\$170,849	(\$15,121)







1- Due to changes in the 2008 Form 990, this data is no longer reported.
 2- Due to Changes in the 2008 Form, this value now includes Publicly Traded Securities as well as Other Securities.
 3- Due to various changes in the way this data is reported in the 2008 Form 990, it may not be possible to accurately compare this data from the 2008 Form 990 against the same field on prior Forms.
 4- The 2008 Form does not distinguish between Land, Buildings & Equipment (LBE) as investments and LBE as fixed assets. This value is equivalent to the sum of both line items on earlier Forms (Part IV line 55 plus line 57).
 5- Other Program Related Investments is now a separate field on the new Form, Part X-13(A) and (B).
 6- The value on this line may now include payables to former employees, disqualified persons and unrelated third parties.
 7- Due to various changes in the way this data is reported in the 2008 Form 990, it may not be possible to accurately compare this data From the 2008 Form 990 against the same field on prior Forms.

Note: The balance sheet gives a snapshot of the financial health of an organization at a particular point in time. An organization's total assets should generally exceed its total liabilities, or it cannot survive long, but the types of assets and liabilities also must be considered. For instance, an organization's current assets (cash, receivables, securities, etc.) should be sufficient to cover its current liabilities (payables, deferred revenue, current year loan, and note payments). Otherwise, the organization may face solvency problems. On the other hand, an organization whose cash and equivalents greatly exceed its current liabilities might not be putting its money to best use.






Forms 990 Received from the IRS

2015 Form 990 	2014 Form 990 	2013 Form 990 	2012 Form 990 	2011 Form 990 	2010 Form 990 	2009 Form 990 	2008 Form 990 
click to download	click to download	click to download	click to download	click to download	click to download	click to download	click to download
2007 Form 990 	2006 Form 990 	2005 Form 990 	2004 Form 990 	2003 Form 990 	2002 Form 990 	2001 Form 990 	2000 Form 990 
click to download	click to download	click to download	click to download	click to download	click to download	click to download	click to download
1999 Form 990 	1998 Form 990 						
click to download	click to download						

Forms 990 Provided by the Organization

2015 Form 990 	2014 Form 990 	2013 Form 990 	2012 Form 990 	2011 Form 990 	2010 Form 990 
click to download	click to download	click to download	click to download	click to download	click to download

Audited Financial Statement(s)

2015 Audit Financial Statement 	2014 Audit Financial Statement 	2013 Audit Financial Statement 	2012 Audit Financial Statement 	2011 Audit Financial Statement 
click to download	click to download	click to download	click to download	click to download

Annual Report(s)




[click to download](#)

Letter of Determination, Form 1023/1024



[click to download](#)



Mission Statement

This information was provided to GuideStar by Moms House Inc

Mom's House is a unique family support system of basic needs, including free childcare, to single, low-income parents while they are completing their full-time education and becoming independent members of society.

Impact Statement

This information was provided to GuideStar by Moms House Inc

Mom's House is a unique family support system of basic needs, including free childcare, to single, low-income parents while they are completing their full-time education and becoming independent members of society

1) Free Daycare for children of single parents who are full time students

This information was provided to GuideStar by Moms House Inc

Budget: \$168,000

Category: None

Population Served: Single Parents

Program Description:

We are a free, state-licensed daycare for low-income, single parents who are continuing their education full-time (high school, GED, college or technical school).

Program Long-Term Success:

Mom's House assists low income single parents in completing their education, obtaining gainful employment and supporting their family without the need for welfare.

Program Success Examples:

In the Spring of 2013 we had 3 clients who graduated from their educational programs and obtained jobs in their chosen field.

Emergency Needs Financial Support

This information was provided to GuideStar by Moms House Inc

Program Description:

Financial assistance is provided to clients for documented emergency situations

Client Seminars

This information was provided to GuideStar by Moms House Inc

Program Description:

Monthly seminars are provided to clients free of charge, on a wide variety of topics such as parenting, legal aid, substance abuse, domestic violence, etc

Overview

	2015	2014	2007	2006	2004
Number of Employees:	0	9	n/a	n/a	4

Principal Officer

Fiscal Year	Principal Officer
2015	JOHN YOUNG
2014	JOHN YOUNG

Chief Executive Profile

Wendy McKeon

Wendy McKeon has a Bachelors Degree in Business from the University of Delaware and an MBA from Temple University

Co-Chief Executive Profile

Colleen Gawlas

Term: Since May 2014

Board Chair

John Young

Board Leadership Practices



Board Orientation & Education Does the board conduct a formal orientation for new board members and require all board members to sign a written agreement regarding their roles, responsibilities, and expectations?	Yes
CEO Oversight Has the board conducted a formal, written assessment of the chief executive within the past year?	Yes
Ethics & Transparency Have the board and senior staff reviewed the conflict-of-interest policy and completed and signed disclosure statements within the past year?	Yes
Board Composition Does the board ensure an inclusive board member recruitment process that results in diversity of thought and leadership?	Yes
Board Performance Has the board conducted a formal, written self-assessment of its performance within the past three years?	No

Officers, Directors, Trustees and Key Employees

[View the online report for Officer/Director/Trustee/Key Employee data reported earlier than 2004](#)

Fiscal Year Ending June 30, 2015

Name	Title	Compensation
JOHN YOUNG	PRESIDENT	\$0
DAVID CASTRO	VICE PRESIDENT	\$0
KRISTY MACELLARO	TREASURER	\$0
LUANNE SKURKA	DIRECTOR	\$0
NANCY COYNE	DIRECTOR	\$0
SCOTT SMILEY	DIRECTOR	\$0
JEANINE SEGAL	DIRECTOR	\$0
NANCY EISENHARDT	DIRECTOR	\$0

Fiscal Year Ending June 30, 2014

Name	Title	Compensation
JOHN YOUNG	PRESIDENT	\$0
DAVID CASTRO	VICE PRESIDENT	\$0
KIMBERLY MURPHY	SECRETARY	\$0
KRISTY MACELLARO	TREASURER	\$0
RODNEY FREY	FORMER PRESIDENT	\$0
RAYMOND KEEFE	FORMER TREASURER	\$0
LUANNE SKURKA	DIRECTOR	\$0
NANCY COYNE	DIRECTOR	\$0
AVERY NEWMILLER	DIRECTOR	\$0

Fiscal Year Ending June 30, 2014

Name	Title	Compensation
SCOTT SMILEY	DIRECTOR	\$0
JEANINE SEGAL	DIRECTOR	\$0
NANCY EISENHARDT	DIRECTOR	\$0

Fiscal Year Ending June 30, 2007

Name	Title	Compensation
G HANRAHAN	ADMINISTRATO	\$18,866
J DAYWALT	ADMINISTRATO	\$12,500
R. KEEFE	ACTING TREASURER	\$0
H BELL	PRES/DIRECTOR	\$0
D CLAUDY	DIRECTOR	\$0
N COYNE	DIRECTOR	\$0

Fiscal Year Ending June 30, 2006

Name	Title	Compensation
D MAZUR	ADMINISTRATOR	\$20,103
E RITTENBAUGH	DIRECTOR	\$0
J MOORE	DIRECTOR	\$0
C WADDY	PRES	\$0
K WEISS	DIRECTOR	\$0
D MOORE	DIRECTOR	\$0
D GAUTREAU	VICE PRES	\$0
H BELL	DIRECTOR	\$0
R KEEFE	A TREASURER.	\$0
WENDY RASER	SECTY	\$0

Fiscal Year Ending June 30, 2004

Name	Title	Compensation
D MAZUR	ADMINISTRATOR	\$32,414
R KEEFE	A. TREASURER.	\$0
J MOORE	DIRECTOR	\$0
J MCCARTHY	DIRECTOR	\$0
D GAUTREAU	VICE PRES	\$0
C. WADDY	PRES	\$0
WENDY RASER	SECTY	\$0
M BERGMEISTER	TREASURER	\$0

Organizational Demographics

This section is not a requirement for any of the Nonprofit Profile participation levels - Bronze, Silver, or Gold. Instead, it is a voluntary questionnaire that empowers organizations to share information on the demographics of who works in and leads organizations. To protect the identity of individuals, we do not display sexual orientation or disability information for organizations with fewer than 15 staff.

Any values displayed in this section are percentages of the total number of individuals in each category (e.g. 20% of all Board members for X organization are female).

Self-Identified Gender of Board & Staff

	Board Members	Staff Members <i>full time</i>	Staff Members <i>part time</i>	Senior Staff <i>full time</i>	Volunteers
Female	63%	100%	100%	100%	100%
Male	38%	0%	0%	0%	0%
Transgender/Unspecified non-conforming	0%	0%	0%	0%	0%
Individuals decline to state	0%	0%	0%	0%	0%

Self-Identified Race/Ethnicity of Board & Staff

	Board Members	Staff Members <i>full time</i>	Staff Members <i>part time</i>	Senior Staff <i>full time</i>	Volunteers
Asian/Asian American	0%	0%	0%	0%	not collected
Black/African American	0%	25%	0%	0%	not collected
Hispanic/Latino/Latina	13%	0%	0%	0%	not collected
Native American/American Indian/Alaska Native/Native Hawaiian	0%	0%	0%	0%	not collected
White	88%	75%	100%	100%	not collected
Multi-racial or multi-ethnic (2+ races/ethnicities)	0%	0%	0%	0%	not collected
Individuals decline to state	0%	0%	0%	0%	not collected

Strategies to Address Diversity

We track retention of staff, board, and volunteers across demographic categories

We track the age of staff, senior staff, and board

We track the diversity of vendors (e.g., consultants, professional service firms)

We have a diversity plan

Paid Preparer (Fiscal Year Ending Jun 30, 2015)

Raymond J Keefe CPA

EIN: n/a

288 Lancaster Avenue

Malvern, PA 19355-1800

Telephone: 610-251-2225

Independent Contractors and Compensation

Contractors for Fiscal Year Ending Jun 30, 2015

There are no contractors for this year.

Contractors for Fiscal Year Ending Jun 30, 2014

There are no contractors for this year.

Contractors for Fiscal Year Ending Jun 30, 2007

There are no contractors for this year.

Contractors for Fiscal Year Ending Jun 30, 2006

There are no contractors for this year.

Contractors for Fiscal Year Ending Jun 30, 2004

There are no contractors for this year.