

GUIDESTAR® Premium^{PRO} Report



GuideStar Report Generated For: **MONTGOMERY COUNTY SOCIETY FOR THE
PREVENTION OF CRUELTY TO ANIMALS**

Report Generated On: **July 20, 2016 at 4:50 PM ET**

EIN: **23-1425036**

Table of Contents

Overview / At-A-Glance	2
General Information	2
At-A-Glance	2
Mission	2
Financial Data	3
Revenue from 990	3
Expenses from 990	3
Expense Detail from 990	4
Balance Sheet from 990	5
Documents	6
Forms 990 Received from the IRS	6
Mission and Impact	7
Mission Statement	7
Impact Statement	7
People & Governance	8
Overview	8
Principal Officer	8
Officers, Directors, Trustees and Key Employees	9
Highest Paid Employees & Compensation	12
Paid Contractors	13
Paid Preparer	13
Independent Contractors and Compensation	13

General Information

MONTGOMERY COUNTY SOCIETY FOR THE PREVENTION
OF CRUELTY TO ANIMALS
19 E Ridge Pike
Conshohocken, PA 19428
www.montgomerycountyspca.org
EIN: 23-1425036

Affiliation Type: Independent Organization

At-A-Glance

IRS Subsection:	501(c)(3) Public Charity
NTEE Codes:	D20 (Animal Protection and Welfare (includes Humane Societies and SPCAs))
Assets:	\$37,900,950
Income:	\$1,731,497
Expenses:	\$2,170,468
Liabilities:	\$79,734
Ruling Year:	1941
Fiscal Year Start:	January 1
Fiscal Year End:	December 31

Financial information in this report is derived from the organization's 2014 Form 990.

Mission

To provide resources for the humane treatment of animals

Financial Data

MONTGOMERY COUNTY SOCIETY FOR THE PREVENTION OF CRUELTY TO ANIMALS

Revenue from 990 (Fiscal Year Beginning January 1 and Ending December 31)

[FAQs on Financial Data](#)

[Click here for revenue data reported earlier than 2010](#)

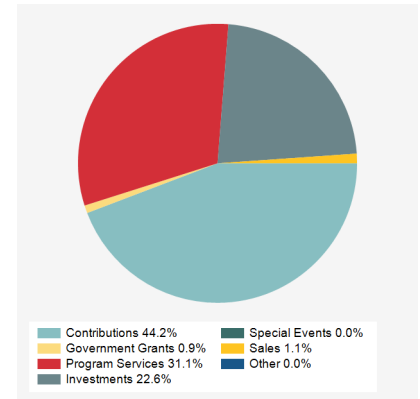
	2014 (990)	2013 (990)	2012 (990)	2011 (990)	2010 (990)
Contributions¹	\$765,398	\$1,110,037	\$1,352,722	\$1,688,963	\$876,944
Government Grants	\$15,590	\$10,075	\$19,715	\$24,245	\$36,915
Program Services	\$539,276	\$630,869	\$265,474	\$284,784	\$314,811
Investments²	\$392,034	\$429,823	\$461,178	\$402,079	\$761,103
Special Events	\$0	\$0	\$0	\$0	\$0
Sales	\$19,199	\$14,013	(\$6,877)	(\$1,376)	\$5,286
Other³	\$0	\$0	\$0	\$0	\$0
Total Revenue:	\$1,731,497	\$2,194,817	\$2,092,212	\$2,398,695	\$1,995,059

1- Due to various changes in the way this data is reported in the 2008 Form 990, it may not be possible to accurately compare this data from the 2008 Form 990 against the same field on prior forms.

2- The IRS has changed the Requirements for Reporting Investment Income. This value may contain amounts for Items which were reported in earlier years under Other Revenue (Part I, line 11).

3- Due to changes to the 2008 form, Membership Dues are not included in Other Revenue anymore, but are reported under Contributions.

Revenue Breakout: 2014



[FAQs](#)

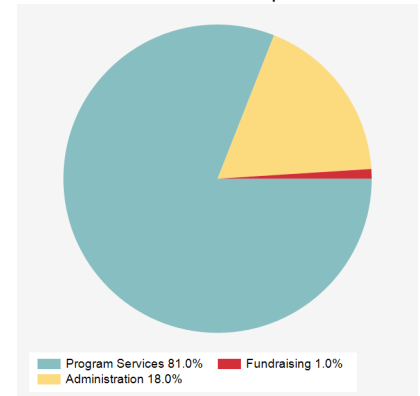
Expenses from 990 (Fiscal Year Beginning January 1 and Ending December 31)

[FAQs on Financial Data](#)

[Click here for expense data reported earlier than 2010](#)

	2014 (990)	2013 (990)	2012 (990)	2011 (990)	2010 (990)
Program Services	\$1,757,345	\$1,687,752	\$1,762,087	\$1,666,092	\$1,620,781
Administration	\$391,343	\$361,410	\$378,449	\$359,769	\$362,412
Other	\$21,780	\$22,028	\$15,487	\$18,647	\$17,298
Total Expenses:	\$2,170,468	\$2,071,190	\$2,156,023	\$2,044,508	\$2,000,491
Net Gain/Loss:	(\$438,971)	\$123,627	(\$63,811)	\$354,187	(\$5,432)

Expenses Breakout: 2014



[FAQs](#)

Financial Data

MONTGOMERY COUNTY SOCIETY FOR THE PREVENTION OF CRUELTY TO ANIMALS

Expense Detail from 990 (Fiscal Year Beginning January 1 and Ending December 31)

[FAQs on Financial Data](#)

[Click here for revenue data reported earlier than 2010](#)

	2014 (990)	2013 (990)	2012 (990)	2011 (990)	2010 (990)
Accounting Fees	\$9,175	\$7,500	\$8,000	\$8,000	\$8,250
Advertising and Promotion	\$0	\$0	\$0	\$0	\$0
Information Technology Expenses	\$0	\$0	\$0	\$0	\$0
Insurance Expenses	\$0	\$0	\$0	\$0	\$0
Interest Expenses	\$0	\$0	\$0	\$0	\$0
Investment Management Fees	\$0	\$0	\$0	\$0	\$0
Legal Fees	\$6,169	\$5,063	\$10,082	\$6,489	\$10,349
Pension Plan Contributions	\$48,052	\$45,401	\$126,089	\$44,396	\$919,870
Printing and Publications	n/a	n/a	n/a	n/a	n/a
Professional Fundraising Expenses	\$0	\$0	\$0	\$0	\$0
Printing, Publication, Postage and Shipping	n/a	n/a	n/a	n/a	n/a
Professional Fees and Payments to Contractors	n/a	n/a	n/a	n/a	n/a

Financial Data

MONTGOMERY COUNTY SOCIETY FOR THE PREVENTION OF CRUELTY TO ANIMALS

Balance Sheet from 990 (Fiscal Year Beginning January 1 and Ending December 31)


[Click here for balance sheet data reported earlier than 2010](#)

Assets	2014 (990)			2013 (990)			2012 (990)			2011 (990)			2010 (990)		
	1-Jan-14	31-Dec-14	Change	1-Jan-13	31-Dec-13	Change	1-Jan-12	31-Dec-12	Change	1-Jan-11	31-Dec-11	Change	1-Jan-10	31-Dec-10	Change
Cash & Equivalent	\$1,221,509	\$965,196	(\$256,313)	\$1,122,479	\$1,221,509	\$99,030	\$1,733,487	\$1,122,479	(\$611,008)	\$1,430,979	\$1,733,487	\$302,508	\$1,839,617	\$1,430,979	(\$408,638)
Accounts Receivable	\$0	\$0	\$0	\$0	\$0	\$0	\$0	\$0	\$0	\$0	\$0	\$0	\$0	\$0	\$0
Pledges & Grants Receivable	\$0	\$0	\$0	\$0	\$0	\$0	\$0	\$0	\$0	\$0	\$0	\$0	\$0	\$0	\$0
Receivable / Other ¹	\$0	\$0	\$0	\$0	\$0	\$0	\$0	\$0	\$0	\$0	\$0	\$0	\$0	\$0	\$0
Inventories for Sale or Use	\$28,039	\$35,007	\$6,968	\$37,970	\$28,039	(\$9,931)	\$31,391	\$37,970	\$6,579	\$19,684	\$31,391	\$11,707	\$29,900	\$19,684	(\$10,216)
Investment / Securities ²	\$34,106,020	\$35,096,288	\$990,268	\$28,626,273	\$34,106,020	\$5,479,747	\$25,651,195	\$28,626,273	\$2,975,078	\$25,690,974	\$25,651,195	(\$39,779)	\$23,148,925	\$25,690,974	\$2,542,049
Investment / Other ³	\$0	\$0	\$0	\$0	\$0	\$0	\$0	\$0	\$0	\$0	\$0	\$0	\$0	\$0	\$0
Fixed Assets ⁴	\$1,810,628	\$1,768,673	(\$41,955)	\$1,877,685	\$1,810,628	(\$67,057)	\$1,904,724	\$1,877,685	(\$27,039)	\$2,004,978	\$1,904,724	(\$100,254)	\$2,091,313	\$2,004,978	(\$86,335)
Land & Buildings		n/a			n/a			n/a			n/a			n/a	
Other ⁵	\$35,644	\$35,786	\$142	\$30,429	\$35,644	\$5,215	\$10,542	\$30,429	\$19,887	\$10,917	\$10,542	(\$375)	\$11,179	\$10,917	(\$262)
Total Assets:	\$37,201,840	\$37,900,950	\$699,110	\$31,694,836	\$37,201,840	\$5,507,004	\$29,331,339	\$31,694,836	\$2,363,497	\$29,157,532	\$29,331,339	\$173,807	\$27,120,934	\$29,157,532	\$2,036,598
Liabilities															
Accounts Payable	\$87,376	\$79,734	(\$7,642)	\$121,337	\$87,376	(\$33,961)	\$73,906	\$121,337	\$47,431	\$61,833	\$73,906	\$12,073	\$58,783	\$61,833	\$3,050
Grants Payable	\$0	\$0	\$0	\$0	\$0	\$0	\$0	\$0	\$0	\$0	\$0	\$0	\$0	\$0	\$0
Deferred Revenue	\$0	\$0	\$0	\$0	\$0	\$0	\$0	\$0	\$0	\$0	\$0	\$0	\$0	\$0	\$0
Loans and Notes ⁶	\$0	\$0	\$0	\$0	\$0	\$0	\$0	\$0	\$0	\$0	\$0	\$0	\$0	\$0	\$0
Tax-Exempt Bond Liabilities	\$0	\$0	\$0	\$0	\$0	\$0	\$0	\$0	\$0	\$0	\$0	\$0	\$0	\$0	\$0
Other ⁷	\$0	\$0	\$0	\$0	\$0	\$0	\$0	\$0	\$0	\$0	\$0	\$0	\$0	\$0	\$0
Total Liabilities:	\$87,376	\$79,734	(\$7,642)	\$121,337	\$87,376	(\$33,961)	\$73,906	\$121,337	\$47,431	\$61,833	\$73,906	\$12,073	\$58,783	\$61,833	\$3,050
Fund Balance															
Temporarily Restricted Net Assets	\$9,806,310	\$10,276,316	\$470,006	\$8,032,842	\$9,806,310	\$1,773,468	\$7,128,339	\$8,032,842	\$904,503	\$7,318,753	\$7,128,339	(\$190,414)	\$6,571,858	\$7,318,753	\$746,895
Permanently Restricted Net Assets	\$0	\$0	\$0	\$0	\$0	\$0	\$0	\$0	\$0	\$0	\$0	\$0	\$0	\$0	\$0
Unrestricted Net Assets	\$27,308,154	\$27,544,900	\$236,746	\$23,540,657	\$27,308,154	\$3,767,497	\$22,129,094	\$23,540,657	\$1,411,563	\$21,776,946	\$22,129,094	\$352,148	\$20,490,293	\$21,776,946	\$1,286,653
Net Assets	\$37,114,464	\$37,821,216	\$706,752	\$31,573,499	\$37,114,464	\$5,540,965	\$29,257,433	\$31,573,499	\$2,316,066	\$29,095,699	\$29,257,433	\$161,734	\$27,062,151	\$29,095,699	\$2,033,548

- 1- Due to changes in the 2008 Form 990, this data is no longer reported.
- 2- Due to Changes in the 2008 Form, this value now includes Publicly Traded Securities as well as Other Securities.
- 3- Due to various changes in the way this data is reported in the 2008 Form 990, it may not be possible to accurately compare this data from the 2008 Form 990 against the same field on prior Forms.
- 4- The 2008 Form does not distinguish between Land, Buildings & Equipment (LBE) as investments and LBE as fixed assets. This value is equivalent to the sum of both line items on earlier Forms (Part IV line 55 plus line 57).
- 5- Other Program Related Investments is now a separate field on the new Form, Part X-13(A) and (B).
- 6- The value on this line may now include payables to former employees, disqualified persons and unrelated third parties.
- 7- Due to various changes in the way this data is reported in the 2008 Form 990, it may not be possible to accurately compare this data From the 2008 Form 990 against the same field on prior Forms.

Note: The balance sheet gives a snapshot of the financial health of an organization at a particular point in time. An organization's total assets should generally exceed its total liabilities, or it cannot survive long, but the types of assets and liabilities also must be considered. For instance, an organization's current assets (cash, receivables, securities, etc.) should be sufficient to cover its current liabilities (payables, deferred revenue, current year loan, and note payments). Otherwise, the organization may face solvency problems. On the other hand, an organization whose cash and equivalents greatly exceed its current liabilities might not be putting its money to best use.

Forms 990 Received from the IRS




[click to download](#)




[click to download](#)




[click to download](#)




[click to download](#)




[click to download](#)




[click to download](#)




[click to download](#)



[click to download](#)




[click to download](#)




[click to download](#)




[click to download](#)




[click to download](#)




[click to download](#)




[click to download](#)



[click to download](#)



[click to download](#)



[click to download](#)

Mission and Impact

MONTGOMERY COUNTY SOCIETY FOR THE PREVENTION
OF CRUELTY TO ANIMALS

Mission Statement

This information was digitized from the organization's Form 990.

To provide resources for the humane treatment of animals

Impact Statement

This information was provided to GuideStar by MONTGOMERY COUNTY SOCIETY FOR THE PREVENTION OF CRUELTY TO ANIMALS

ANIMAL SHELTER PROVIDES HUMANE CARE FOR LOST, INJURED OR UNWANTED ANIMALS BY PROVIDING ADOPTION SERVICES, LOST AND FOUND PROGRAMS, AND HUMANE EUTHANASIA 3, 187 ANIMALS WERE ADOPTED OUT AND 997 ANIMALS WERE OWNER CLAIMED 519 HUMANE EDUCATION PROGRAMS WERE DONE WITH TOTAL ATTENDANCE AT THESE EVENTS OF 12, 066

Overview

	2014	2013	2012	2011	2010
Number of Employees:	62	63	68	72	65

Principal Officer

Fiscal Year	Principal Officer
2014	CARMEN J RONIO
2013	CARMEN J RONIO
2012	CARMEN J. RONIO
2011	CARJMEN J. RONTO
2010	CARMEN J. RONIO
2009	CARMEN J. RONIO
2008	CARMEN J. RONIO

Officers, Directors, Trustees and Key Employees

[View the online report for Officer/Director/Trustee/Key Employee data reported earlier than 2010](#)

Fiscal Year Ending December 31, 2014

Name	Title	Compensation
CARMEN J RONIO	EXECUTIVE DIR & BOARD MEMBER	\$142,900
MRS BECKY PELLINI	FIRST VICE PRES & BOARD M	\$0
SANDRA MERRITT	SECOND VICE PRES & BOARD ME	\$0
MRS W PERRY GRESH	BOARD MEMBER	\$0
NOMA ANN ROBERTS	BOARD MEMBER	\$0
MALCOLM L SCHOENBERG	TREASURER & BOARD MEMBER	\$0
SARAH CILIBERTO SMYTH	PRESIDENT & BOARD MEMBER	\$0
APRIL LOWNES-HOSTLER	SECRETARY & BOARD MEMBER	\$0
JONATHAN A SEGAL	BOARD MEMBER	\$0
BARBARA LORD	THIRD VICE PRESIDENT & BOARD MEMBER	\$0
COLLEEN O'HARA	BOARD MEMBER	\$0

Fiscal Year Ending December 31, 2013

Name	Title	Compensation
CARMEN J RONIO	EXECUTIVE DIR & BOARD MEMBER	\$121,875
MRS BECKY PELLINI	SECOND VICE PRES & BOARD M	\$0
SANDRA MERRITT	FIRST VICE PRES & BOARD ME	\$0
MRS W PERRY GRESH	BOARD MEMBER	\$0
NOMA ANN ROBERTS	BOARD MEMBER	\$0
MALCOLM L SCHOENBERG	TREASURER & BOARD MEMBER	\$0
SARAH CILIBERTO SMYTH	PRESIDENT & BOARD MEMBER	\$0
APRIL LOWNES-HOSTLER	SECRETARY & BOARD MEMBER	\$0
JONATHAN A SEGAL	BOARD MEMBER	\$0
BARBARA LORD	BOARD MEMBER	\$0
COLLEEN O'HARA	BOARD MEMBER	\$0

Fiscal Year Ending December 31, 2012

Name	Title	Compensation
CARMEN J. RONIO	EXECUTIVE DIRECTOR &	\$115,487

Fiscal Year Ending December 31, 2012

Name	Title	Compensation
	BOARD MEMBER	
MRS. BECKY PELLINI	SECOND VICE PRES & BOARD MEMBER	\$0
SANDRA MERRITT	FIRST VICE PRES & BOARD MEMBER	\$0
CAMILLE DAWSON	BOARD MEMBER	\$0
MRS. W. PERRY GRESH	BOARD MEMBER	\$0
THOMAS W. MCKINLEY	BOARD MEMBER	\$0
NOMA ANN ROBERTS	BOARD MEMBER	\$0
MALCOLM L. SCHOENBERG	TREASURER & BOARD MEMBER	\$0
SARAH CILIBERTO SMYTH	PRESIDENT & BOARD MEMBER	\$0
APRIL LOWNES-HOSTLER	SECRETARY & BOARD MEMBER	\$0
JONATHAN A. SEGAL	BOARD MEMBER	\$0

Fiscal Year Ending December 31, 2011

Name	Title	Compensation
CARMEN J. RONIO	EXECUTIVE DIRECTOR/BOARD M	\$109,887
MRS. W. PERRY GRESH	SECOND VICE PRESIDENT	\$0
SANDRA MERRITT	FIRST VICE PRESIDENT	\$0
CAMILLE DAWSON	BOARD MEMBER	\$0
MRS. JOHN A. LEIPER, JR.	BOARD MEMBER	\$0
THOMAS W. MCKINLEY	BOARD MEMBER	\$0
NOMA ANN ROBERTS	BOARD MEMBER	\$0
MALCOLM L. SCHOENBERG	TREASURER	\$0
SARAH CILIBERTO SMYTH	PRESIDENT	\$0
APRIL LOWNES-HOSTLER	SECRETARY	\$0
BECKY P. COX	BOARD MEMBER	\$0

Fiscal Year Ending December 31, 2010

Name	Title	Compensation
CARMEN J. RONIO	EXECUTIVE DIRECTOR/BOARD MEMBER	\$108,932
MRS. W. PERRY GRESH	SECOND VICE PRESIDENT	\$0
SANDRA MERRITT	FIRST VICE PRESIDENT	\$0
CAMILLE DAWSON	BOARD MEMBER	\$0
MRS. JOHN A. LEIPER, JR.	BOARD MEMBER	\$0
THOMAS W. MCKINLEY	BOARD MEMBER	\$0
NOMA ANN ROBERTS	BOARD MEMBER	\$0
MALCOLM L. SCHOENBERG	TREASURER	\$0
SARAH CILIBERTO SMYTH	PRESIDENT	\$0
APRIL LOWNES-HOSTLER	SECRETARY	\$0

People & Governance

MONTGOMERY COUNTY SOCIETY FOR THE PREVENTION OF CRUELTY TO ANIMALS

Fiscal Year Ending December 31, 2010

Name	Title	Compensation
KATHERINE MUCKLE	BOARD MEMBER	\$0
KIMBERELY A. BURSNER	BOARD MEMBER	\$0
ECKY P. COX	BOARD MEMBER	\$0

Highest Paid Employees & Compensation

Paid Contractors

Paid Preparer (Fiscal Year Ending Dec 31, 2014)

MAILLIE LLP

EIN: 23-1518888

PO BOX 680

OAKS, PA 19456-0680

Telephone: 610-935-1420

Independent Contractors and Compensation

Contractors for Fiscal Year Ending Dec 31, 2014

There are no contractors for this year.

Contractors for Fiscal Year Ending Dec 31, 2013

There are no contractors for this year.

Contractors for Fiscal Year Ending Dec 31, 2012

There are no contractors for this year.

Contractors for Fiscal Year Ending Dec 31, 2011

There are no contractors for this year.

Contractors for Fiscal Year Ending Dec 31, 2010

There are no contractors for this year.