

GUIDESTAR® Premium^{PRO} Report



GuideStar Report Generated For: *PHOENIXVILLE AREA POLICE ATHLETIC LEAGUE INC*

Report Generated On: **July 19, 2016 at 5:35 PM ET**

EIN: **23-3011709**

Table of Contents

Overview / At-A-Glance	2
General Information	2
At-A-Glance	2
Financial Data	3
Revenue from 990	3
Expenses from 990	3
Expense Detail from 990	4
Balance Sheet from 990	5
Documents	6
Forms 990 Received from the IRS	6
Mission and Impact	7
Impact Statement	7
People & Governance	8
Overview	8
Officers, Directors, Trustees and Key Employees	9
Paid Contractors	10
#c	#p
Independent Contractors and Compensation	10

General Information

PHOENIXVILLE AREA POLICE ATHLETIC LEAGUE INC
Po Box 221
Phoenixville, PA 19460
EIN: 23-3011709

Affiliation Type: Independent Organization

At-A-Glance

IRS Subsection: 501(c)(3) Public Charity
NTEE Codes: N60 (Amateur Sports Clubs, Leagues, N.E.C.)
Assets: \$16,819
Income: \$49,639
Expenses: \$52,412
Liabilities: \$0
Ruling Year: 1999
Fiscal Year Start: January 1
Fiscal Year End: December 31
Financial information in this report is derived from the organization's 2003 Form 990-EZ.

Financial Data

PHOENIXVILLE AREA POLICE ATHLETIC LEAGUE INC

Revenue from 990 (Fiscal Year Beginning January 1 and Ending December 31)

[FAQs on Financial Data](#)

	2003 (990EZ)	2002 (990EZ)
Contributions	\$35,992	\$28,045
Government Grants	n/a	n/a
Program Services	\$0	\$0
Investments	\$230	\$211
Special Events	\$0	\$0
Sales	\$0	\$0
Other	\$83,347	\$4,875
Total Revenue:	\$49,639	\$32,781

Expenses from 990 (Fiscal Year Beginning January 1 and Ending December 31)

[FAQs on Financial Data](#)

	2003 (990EZ)	2002 (990EZ)
Program Services	n/a	n/a
Administration	n/a	n/a
Other	n/a	n/a
Total Expenses:	\$52,412	\$23,259

Net Gain/Loss: (\$2,773) \$9,521

Expense Detail from 990 (Fiscal Year Beginning January 1 and Ending December 31)

[FAQs on Financial Data](#)

	2003 (990EZ)	2002 (990EZ)
Accounting Fees	n/a	n/a
Advertising and Promotion	n/a	n/a
Information Technology Expenses	n/a	n/a
Insurance Expenses	n/a	n/a
Interest Expenses	n/a	n/a
Investment Management Fees	n/a	n/a
Legal Fees	n/a	n/a
Pension Plan Contributions	n/a	n/a
Printing and Publications	n/a	n/a
Professional Fundraising Expenses	n/a	n/a
Printing, Publication, Postage and Shipping	\$6,290	\$8,107
Professional Fees and Payments to Contractors	\$7,231	\$2,800

Financial Data

PHOENIXVILLE AREA POLICE ATHLETIC LEAGUE INC

Balance Sheet from 990 (Fiscal Year Beginning January 1 and Ending December 31)


Assets	2003 (990EZ)			2002 (990EZ)		
	1-Jan-03	31-Dec-03	Change	1-Jan-02	31-Dec-02	Change
Cash & Equivalent	\$19,592	\$8,602	(\$10,990)	\$10,070	\$19,592	\$9,522
Accounts Receivable		n/a			n/a	
Pledges & Grants Receivable		n/a			n/a	
Receivable / Other		n/a			n/a	
Inventories for Sale or Use		n/a			n/a	
Investment / Securities		n/a			n/a	
Investment / Other		n/a			n/a	
Fixed Assets		n/a			n/a	
Land & Buildings	\$0	\$0	\$0	\$0	\$0	\$0
Other	\$0	\$8,602	\$8,602	\$0	\$0	\$0
Total Assets:	\$0	\$16,819	\$16,819	\$10,070	\$19,592	\$9,522

Liabilities	1-Jan-03	31-Dec-03	Change	1-Jan-02	31-Dec-02	Change
Accounts Payable		n/a			n/a	
Grants Payable		n/a			n/a	
Deferred Revenue		n/a			n/a	
Loans and Notes		n/a			n/a	
Tax-Exempt Bond Liabilities		n/a			n/a	
Other		n/a			n/a	
Total Liabilities:	\$0	\$0	\$0	\$0	\$0	\$0


Fund Balance	1-Jan-03	31-Dec-03	Change	1-Jan-02	31-Dec-02	Change
Temporarily Restricted Net Assets		n/a			n/a	
Permanently Restricted Net Assets		n/a			n/a	
Unrestricted Net Assets	\$19,592	\$16,819	(\$2,773)	\$10,070	\$19,592	\$9,522

Note: The balance sheet gives a snapshot of the financial health of an organization at a particular point in time. An organization's total assets should generally exceed its total liabilities, or it cannot survive long, but the types of assets and liabilities also must be considered. For instance, an organization's current assets (cash, receivables, securities, etc.) should be sufficient to cover its current liabilities (payables, deferred revenue, current year loan, and note payments). Otherwise, the organization may face solvency problems. On the other hand, an organization whose cash and equivalents greatly exceed its current liabilities might not be putting its money to best use.

Forms 990 Received from the IRS




[click to download](#)




[click to download](#)




[click to download](#)




[click to download](#)




[click to download](#)




[click to download](#)




[click to download](#)




[click to download](#)




[click to download](#)




[click to download](#)



[click to download](#)



[click to download](#)



[click to download](#)

Impact Statement

This information was provided to GuideStar by PHOENIXVILLE AREA POLICE ATHLETIC LEAGUE INC

Provided boxing, wrestling billiards, golf, basketball, and babysitting training to 197 youths age 9 to 19, enabling these youths to interact with responsible caring adults, including police officers, who may then be seen to be nurturing role models

Overview

	2003	2002
Number of Employees:	n/a	n/a

Officers, Directors, Trustees and Key Employees

Fiscal Year Ending December 31, 2003

Name	Title	Compensation
James Hennessey	Secretary	\$0
James E Lombardi	President	\$0
Richard J. Tabarrini	Treasurer	\$0

Fiscal Year Ending December 31, 2002

Name	Title	Compensation
JAMES E. DEORIA	EXECUTIVE DIRECTOR	\$1,350
JAMES L. DEORIA	PRESIDENT	\$0
BRIGITTE R DEORIA	VICE PRESIDENT	\$0

Paid Contractors

PHOENIXVILLE AREA POLICE ATHLETIC LEAGUE INC

Independent Contractors and Compensation
