

GUIDESTAR® Premium^{PRO} Report



GuideStar Report Generated For: **SCHUYKILL RIVER HERITAGE CENTER**
ATPHOENIXVILLE

Report Generated On: **July 20, 2016 at 4:34 PM ET**

EIN: **20-4082049**

Table of Contents

Overview / At-A-Glance	2
General Information	2
At-A-Glance	2
Mission	2
Financial Data	3
Revenue from 990	3
Expenses from 990	3
Expense Detail from 990	4
Balance Sheet from 990	5
Documents	6
Forms 990 Received from the IRS	6
Mission and Impact	7
Mission Statement	7
Impact Statement	7
People & Governance	8
Overview	8
Principal Officer	8
Officers, Directors, Trustees and Key Employees	9
Paid Contractors	11
Paid Preparer	11
Independent Contractors and Compensation	11

General Information

SCHUYKILL RIVER HERITAGE CENTER ATPHOENIXVILLE
Po Box 427
Phoenixville, PA 19460
EIN: 20-4082049

Affiliation Type: Independent Organization

At-A-Glance

IRS Subsection: 501(c)(3) Public Charity
NTEE Codes: A20 (Arts, Cultural Organizations - Multipurpose)
Assets: \$257,630
Income: \$105,782
Expenses: \$39,348
Liabilities: \$0
Ruling Year: 2006
Fiscal Year Start: January 1
Fiscal Year End: December 31
Financial information in this report is derived from the organization's 2008 Form 990.

Mission

THE MISSION OF THE ORGANIZATION IS TO PROVIDE AN INNOVATIVE CONTEXT THAT EDUCATES EVERYONE ABOUT THE RICH CULTURAL AND INDUSTRIAL HERITAGE OF PHOENIXVILLE AND THE ENTIRE SCHUYLKILL RIVER WATERSHED, AND TO INFORM VISITORS ABOUT THE AMENITIES AND RESOURCES IN CHESTER COUNTY.

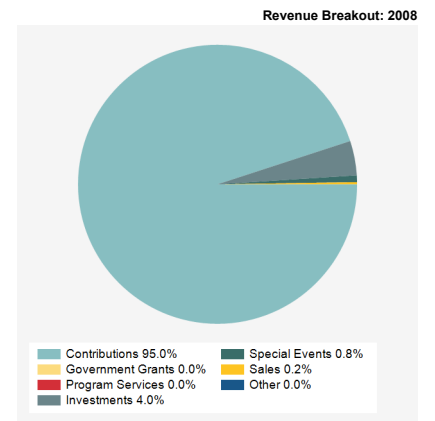
Financial Data

Revenue from 990 (Fiscal Year Beginning January 1 and Ending December 31)

[FAQs on Financial Data](#)

	2008 (990)	2007 (990)	2006 (990)
Contributions¹	\$100,476	\$0	\$0
Government Grants	\$0	\$0	\$0
Program Services	\$0	\$0	\$0
Investments²	\$4,222	\$0	\$0
Special Events	\$820	\$0	\$0
Sales	\$264	\$0	\$0
Other³	\$0	\$0	\$0
Total Revenue:	\$105,782	\$66,076	\$199,010

- 1- Due to various changes in the way this data is reported in the 2008 Form 990, it may not be possible to accurately compare this data from the 2008 Form 990 against the same field on prior forms.
 2- The IRS has changed the Requirements for Reporting Investment Income. This value may contain amounts for Items which were reported in earlier years under Other Revenue (Part I, line 11).
 3- Due to changes to the 2008 form, Membership Dues are not included in Other Revenue anymore, but are reported under Contributions.



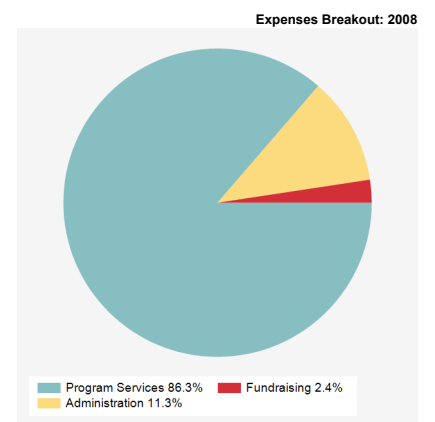
[FAQs](#)

Expenses from 990 (Fiscal Year Beginning January 1 and Ending December 31)

[FAQs on Financial Data](#)

	2008 (990)	2007 (990)	2006 (990)
Program Services	\$33,968	\$41,877	\$25,599
Administration	\$4,439	\$5,293	\$0
Other	\$941	\$1,121	\$0
Total Expenses:	\$39,348	\$48,291	\$25,599

Net Gain/Loss: \$66,434 \$0 \$0



[FAQs](#)

Expense Detail from 990 (Fiscal Year Beginning January 1 and Ending December 31)

[FAQs on Financial Data](#)

	2008 (990)	2007 (990)	2006 (990)
Accounting Fees	\$582	\$0	\$0
Advertising and Promotion	\$3,431	n/a	n/a
Information Technology Expenses	\$1,350	n/a	n/a
Insurance Expenses	\$2,344	n/a	n/a
Interest Expenses	\$0	\$173	\$0
Investment Management Fees	\$0	n/a	n/a
Legal Fees	\$0	\$0	\$0
Pension Plan Contributions	\$0	\$0	\$0
Printing and Publications	n/a	\$0	\$0
Professional Fundraising Expenses	\$0	\$0	\$0
Printing, Publication, Postage and Shipping	n/a	n/a	n/a
Professional Fees and Payments to Contractors	n/a	n/a	n/a

Balance Sheet from 990 (Fiscal Year Beginning January 1 and Ending December 31)

Assets	2008 (990)			2007 (990)			2006 (990)		
	1-Jan-08	31-Dec-08	Change	1-Jan-07	31-Dec-07	Change	24-Jan-06	31-Dec-06	Change
Cash & Equivalent	\$109,154	\$156,018	\$46,864	\$131,761	\$109,154	(\$22,607)	\$0	\$131,761	\$131,761
Accounts Receivable	\$0	\$0	\$0	\$0	\$0	\$0	\$0	\$0	\$0
Pledges & Grants Receivable	\$0	\$0	\$0	\$0	\$0	\$0	\$0	\$0	\$0
Receivable / Other ¹	\$0	\$0	\$0	\$0	\$0	\$0	\$0	\$0	\$0
Inventories for Sale or Use	\$5,000	\$5,000	\$0	\$0	\$0	\$0	\$0	\$0	\$0
Investment / Securities ²	\$0	\$0	\$0	\$0	\$0	\$0	\$0	\$0	\$0
Investment / Other ³	\$0	\$0	\$0	\$0	\$0	\$0	\$0	\$0	\$0
Fixed Assets ⁴	\$60,616	\$80,186	\$19,570	\$25,224	\$60,616	\$35,392	\$0	\$25,224	\$25,224
Land & Buildings		n/a			n/a			n/a	
Other ⁵	\$16,426	\$16,426	\$0	\$0	\$0	\$0	\$0	\$0	\$0
Total Assets:	\$191,196	\$257,630	\$66,434	\$173,411	\$19,196	(\$154,215)	\$0	\$173,411	\$173,411


Liabilities	1-Jan-08	31-Dec-08	Change	1-Jan-07	31-Dec-07	Change	24-Jan-06	31-Dec-06	Change
Accounts Payable	\$0	\$0	\$0	\$0	\$0	\$0	\$0	\$0	\$0
Grants Payable	\$0	\$0	\$0	\$0	\$0	\$0	\$0	\$0	\$0
Deferred Revenue	\$0	\$0	\$0	\$0	\$0	\$0	\$0	\$0	\$0
Loans and Notes ⁶	\$0	\$0	\$0	\$0	\$0	\$0	\$0	\$0	\$0
Tax-Exempt Bond Liabilities	\$0	\$0	\$0	\$0	\$0	\$0	\$0	\$0	\$0
Other ⁷	\$0	\$0	\$0	\$0	\$0	\$0	\$0	\$0	\$0
Total Liabilities:	\$0	\$0	\$0	\$0	\$0	\$0	\$0	\$0	\$0

Fund Balance	1-Jan-08	31-Dec-08	Change	1-Jan-07	31-Dec-07	Change	24-Jan-06	31-Dec-06	Change
Temporarily Restricted Net Assets	\$0	\$0	\$0	\$0	\$0	\$0	\$0	\$0	\$0
Permanently Restricted Net Assets	\$0	\$0	\$0	\$0	\$0	\$0	\$0	\$0	\$0
Unrestricted Net Assets	\$0	\$0	\$0	\$0	\$0	\$0	\$0	\$0	\$0
Net Assets	\$191,196	\$257,630	\$66,434	\$0	\$0	\$0	\$0	\$0	\$0

- 1- Due to changes in the 2008 Form 990, this data is no longer reported.
- 2- Due to Changes in the 2008 Form, this value now includes Publicly Traded Securities as well as Other Securities.
- 3- Due to various changes in the way this data is reported in the 2008 Form 990, it may not be possible to accurately compare this data from the 2008 Form 990 against the same field on prior Forms.
- 4- The 2008 Form does not distinguish between Land, Buildings & Equipment (LBE) as investments and LBE as fixed assets. This value is equivalent to the sum of both line items on earlier Forms (Part IV line 55 plus line 57).
- 5- Other Program Related Investments is now a separate field on the new Form, Part X-13(A) and (B).
- 6- The value on this line may now include payables to former employees, disqualified persons and unrelated third parties.
- 7- Due to various changes in the way this data is reported in the 2008 Form 990, it may not be possible to accurately compare this data From the 2008 Form 990 against the same field on prior Forms.

Note: The balance sheet gives a snapshot of the financial health of an organization at a particular point in time. An organization's total assets should generally exceed its total liabilities, or it cannot survive long, but the types of assets and liabilities also must be considered. For instance, an organization's current assets (cash, receivables, securities, etc.) should be sufficient to cover its current liabilities (payables, deferred revenue, current year loan, and note payments). Otherwise, the organization may face solvency problems. On the other hand, an organization whose cash and equivalents greatly exceed its current liabilities might not be putting its money to best use.


Forms 990 Received from the IRS




[click to download](#)




[click to download](#)




[click to download](#)




[click to download](#)




[click to download](#)



[click to download](#)



[click to download](#)



[click to download](#)



[click to download](#)



[click to download](#)

Mission Statement

This information was digitized from the organization's Form 990.

THE MISSION OF THE ORGANIZATION IS TO PROVIDE AN INNOVATIVE CONTEXT THAT EDUCATES EVERYONE ABOUT THE RICH CULTURAL AND INDUSTRIAL HERITAGE OF PHOENIXVILLE AND THE ENTIRE SCHUYLKILL RIVER WATERSHED, AND TO INFORM VISITORS ABOUT THE AMENITIES AND RESOURCES IN CHESTER COUNTY.

Impact Statement

This information was provided to GuideStar by SCHUYKILL RIVER HERITAGE CENTER ATPHOENIXVILLE

OFFERING AN INNOVATIVE CONTEXT THAT EDUCATES EVERYONE ABOUT THE RICH CULTURAL AND INDUSTRIAL HERITAGE OF PHOENIXVILLE AND THE ENTIRE SCHUYLKILL RIVER WATERSHED, AND TO INFORM VISITORS ABOUT THE AMENITIES AND RESOURCES IN CHESTER COUNTY.

Overview

	2008	2007	2006
Number of Employees:	2	n/a	n/a

Principal Officer

Fiscal Year	Principal Officer
2008	BARBARA COHEN

Officers, Directors, Trustees and Key Employees

Fiscal Year Ending December 31, 2008

Name	Title	Compensation ¹
JEFF AMERINE	DIRECTOR	\$0
TRACY MASSEY	DIRECTOR	\$0
PETE BROWN	DIRECTOR	\$0
DR. MARJANE RICHMOND	DIRECTOR	\$0
JOHN COLARUSSO	DIRECTOR	\$0
RYAN A. COSTELLO	DIRECTOR	\$0
BETSY DALEY	DIRECTOR	\$0
CHRIS DEVOL	DIRECTOR	\$0
JACK ERTELL	DIRECTOR	\$0
KATHY KNAUB-HARDY	DIRECTOR	\$0
TIM FENCHEL	DIRECTOR	\$0
STOCK ILLOWAY	DIRECTOR	\$0
MICHAEL HANDWERK	DIRECTOR	\$0
JOHN KEENAN	DIRECTOR	\$0
KURT KUNSCH	SECRETARY	\$0
BOB TOMASSO	DIRECTOR	\$0
DR. GUS SPECTOR	DIRECTOR	\$0
PEGGY YANOVIK	DIRECTOR	\$0
BARBARA COHEN	PRESIDENT	\$0
CHARLES HENRY	TREASURER	\$0
SANDY MOMYER	VICE PRESIDENT	\$0

1- Due to various changes in the way this data is reported in the 2008 Form 990, it may not be possible to accurately compare this data from the 2008 Form 990 against the same field on prior forms.

Fiscal Year Ending December 31, 2007

Name	Title	Compensation
CHARLES HENRY	TREASURER	\$0
CHARIS DEVOL	DIRECTOR	\$0
JACK ERTELL	DIRECTOR	\$0
BOB FEDICK	DIRECTOR	\$0
JOHN KEENAN	DIRECTOR	\$0
JOHN COLARUSSO	DIRECTOR	\$0
RYAN A. COSTELLO	DIRECTOR	\$0
BARBARA COHEN	PRESIDENT	\$0
LETITA JONES	DIRECTOR	\$0
BETSY DALEY	DIRECTOR	\$0
DR. GUS SPECTOR	DIRECTOR	\$0
CHRISTY CAMARCA	DIRECTOR	\$0
PETE BROWN	DIRECTOR	\$0
PEGGY YANOVIK	DIRECTOR	\$0
PETER BENTON	DIRECTOR	\$0
SANDY MOMYER	VICE PRESIDENT	\$0

Fiscal Year Ending December 31, 2007

Name	Title	Compensation
BOB TOMASSO	DIRECTOR	\$0
STOCK ILLOWAY	DIRECTOR	\$0
KURT KUNSCH	SECRETARY	\$0
JEFF AMERINE	DIRECTOR	\$0
TIM FENCHEL	DIRECTOR	\$0

Fiscal Year Ending December 31, 2006

Name	Title	Compensation
PETE BROWN	DIRECTOR	\$0
DR. GUS SPECTOR	DIRECTOR	\$0
RYAN A. COSTELLO	DIRECTOR	\$0
JOHN COLARUSSO	DIRECTOR	\$0
CHARLES HENRY	TREASURER	\$0
BOB FEDICK	DIRECTOR	\$0
BARBARA COHEN	PRESIDENT	\$0
CHRISTY CAMARCA	DIRECTOR	\$0
JEFF AMERINE	DIRECTOR	\$0
JACK ERTELL	DIRECTOR	\$0
JOHN KEENAN	DIRECTOR	\$0
KURT KUNSCH	SECRETARY	\$0
TIM FENCHEL	DIRECTOR	\$0
PETER BENTON	DIRECTOR	\$0
STOCK ILLOWAY	DIRECTOR	\$0
LETTA JONES	DIRECTOR	\$0
SANDY MOMYER	VICE PRESIDENT	\$0
JACK PURCELL	DIRECTOR	\$0
PEGGY YANOVIAL	DIRECTOR	\$0
BETSY DALEY	DIRECTOR	\$0
CHRIS DEVOL	DIRECTOR	\$0

Paid Contractors

SCHUYKILL RIVER HERITAGE CENTER ATPHOENIXVILLE

Paid Preparer (Fiscal Year Ending Dec 31, 2008)

MORISON COGEN LLP

EIN: n/a

150 MONUMENT RD - SUITE 500

BALA CYNWYD, PA 19004

Telephone: 267-440-3000

Independent Contractors and Compensation

Contractors for Fiscal Year Ending Dec 31, 2008

There are no contractors for this year.

Contractors for Fiscal Year Ending Dec 31, 2007

There are no contractors for this year.

Contractors for Fiscal Year Ending Dec 31, 2006

There are no contractors for this year.