

GUIDESTAR® Premium^{PRO} Report



GuideStar Report Generated For: *Whitemarsh Community Art Center*

Report Generated On: **July 29, 2016 at 1:31 PM ET**

EIN: **23-6400953**

Table of Contents

Overview / At-A-Glance	2
General Information	2
At-A-Glance	2
Mission	2
Financial Data	3
Revenue from 990	3
Expenses from 990	3
Expense Detail from 990	4
Balance Sheet from 990	5
Documents	6
Forms 990 Received from the IRS	6
Mission and Impact	7
Mission Statement	7
Impact Statement	7
People & Governance	8
Overview	8
Officers, Directors, Trustees and Key Employees	9
Paid Contractors	12
Paid Preparer	12
Independent Contractors and Compensation	12

General Information

Whitemarsh Community Art Center
100 Cedar Grove Rd
Conshohocken, PA 19428
www.whitemarsharts.org
EIN: 23-6400953

Affiliation Type: Independent Organization

At-A-Glance

IRS Subsection:	501(c)(3) Public Charity
NTEE Codes:	A40 (Visual Arts Organizations)
Assets:	\$43,495
Income:	\$105,720
Expenses:	\$129,148
Liabilities:	\$2,394
Ruling Year:	1966
Fiscal Year Start:	July 1
Fiscal Year End:	June 30

Financial information in this report is derived from the organization's 2009 Form 990-EZ.

Mission

To provide life long learning in the arts

Revenue from 990 (Fiscal Year Beginning July 1 and Ending June 30)

[FAQs on Financial Data](#)

[Click here for revenue data reported earlier than 2004](#)

	2009 (990EZ)	2008 (990)	2007 (990)	2006 (990)	2004 (990)
Contributions¹	\$11,765	\$0	\$0	\$0	\$31,212
Government Grants	n/a	\$0	\$0	\$0	\$0
Program Services	\$82,169	\$0	\$0	\$0	\$76,138
Investments²	\$1,020	\$0	\$0	\$0	\$159
Special Events	\$1,341	\$0	\$0	\$0	\$0
Sales	\$9,425	\$0	\$0	\$0	\$0
Other³	\$0	\$0	\$0	\$0	\$0
Total Revenue:	\$105,720	\$143,756	\$134,860	\$115,098	\$107,509

1- Due to various changes in the way this data is reported in the 2008 Form 990, it may not be possible to accurately compare this data from the 2008 Form 990 against the same field on prior forms.

2- The IRS has changed the Requirements for Reporting Investment Income. This value may contain amounts for Items which were reported in earlier years under Other Revenue (Part I, line 11).

3- Due to changes to the 2008 form, Membership Dues are not included in Other Revenue anymore, but are reported under Contributions.

Expenses from 990 (Fiscal Year Beginning July 1 and Ending June 30)

[FAQs on Financial Data](#)

[Click here for expense data reported earlier than 2004](#)

	2009 (990EZ)	2008 (990)	2007 (990)	2006 (990)	2004 (990)
Program Services	n/a	\$90,903	\$101,150	\$83,126	\$71,250
Administration	n/a	\$33,018	\$23,130	\$19,058	\$17,718
Other	n/a	\$3,891	\$3,472	\$2,017	\$2,013
Total Expenses:	\$129,148	\$127,812	\$127,752	\$104,202	\$90,981

Net Gain/Loss: (\$23,428) \$0 \$0 \$0 \$16,528

Expense Detail from 990 (Fiscal Year Beginning July 1 and Ending June 30)

[FAQs on Financial Data](#)

[Click here for revenue data reported earlier than 2004](#)

	2009 (990EZ)	2008 (990)	2007 (990)	2006 (990)	2004 (990)
Accounting Fees	n/a	\$0	\$0	\$0	\$1,900
Advertising and Promotion	n/a	n/a	n/a	n/a	n/a
Information Technology Expenses	n/a	n/a	n/a	n/a	n/a
Insurance Expenses	n/a	n/a	n/a	n/a	n/a
Interest Expenses	n/a	\$0	\$0	\$0	\$0
Investment Management Fees	n/a	n/a	n/a	n/a	n/a
Legal Fees	n/a	\$0	\$0	\$0	\$0
Pension Plan Contributions	n/a	\$0	\$0	\$0	\$0
Printing and Publications	n/a	\$7,192	\$7,940	\$5,130	\$5,532
Professional Fundraising Expenses	n/a	\$0	\$0	\$0	\$0
Printing, Publication, Postage and Shipping	\$6,586	n/a	n/a	n/a	n/a
Professional Fees and Payments to Contractors	\$62,752	n/a	n/a	n/a	n/a

Balance Sheet from 990 (Fiscal Year Beginning July 1 and Ending June 30)



















[Click here for balance sheet data reported earlier than 2004](#)

Assets	2009 (990EZ)			2008 (990)			2007 (990)			2006 (990)			2004 (990)		
	1-Jul-08	30-Jun-09	Change	1-Jul-07	30-Jun-08	Change	1-Jul-06	30-Jun-07	Change	1-Jul-05	30-Jun-06	Change	1-Jul-03	30-Jun-04	Change
Cash & Equivalent	\$34,505	\$20,833	(\$13,672)	\$38,608	\$44,833	\$6,225	\$15,476	\$38,608	\$23,132	\$14,163	\$15,476	\$1,313	\$908	\$19,420	\$18,512
Accounts Receivable	n/a	n/a		\$0	\$0	\$0	\$0	\$0	\$0	\$0	\$0	\$0	\$0	\$0	\$0
Pledges & Grants Receivable	n/a	n/a		\$0	\$0	\$0	\$0	\$0	\$0	\$0	\$0	\$0	\$4,000	\$0	(\$4,000)
Receivable / Other ¹	n/a	n/a		\$0	\$0	\$0	\$0	\$0	\$0	\$0	\$0	\$0	\$0	\$0	\$0
Inventories for Sale or Use	n/a	n/a		\$0	\$0	\$0	\$0	\$0	\$0	\$0	\$0	\$0	\$0	\$0	\$0
Investment / Securities ²	n/a	n/a		\$0	\$0	\$0	\$0	\$0	\$0	\$0	\$0	\$0	\$0	\$0	\$0
Investment / Other ³	n/a	n/a		\$9,977	\$0	(\$9,977)	\$8,668	\$9,977	\$1,309	\$7,568	\$8,668	\$1,100	\$8,000	\$8,121	\$121
Fixed Assets ⁴	n/a	n/a		\$0	\$9,696	\$9,696	\$8,833	\$0	(\$8,833)	\$8,850	\$8,833	(\$17)	\$4,992	\$6,887	\$1,895
Land & Buildings	\$0	\$0	\$0	n/a	n/a		n/a	n/a		n/a	n/a		n/a	n/a	
Other ⁵	\$30,024	\$22,662	(\$7,362)	\$0	\$0	\$0	\$0	\$0	\$0	\$0	\$0	\$0	\$0	\$0	\$0
Total Assets:	\$64,525	\$43,495	(\$21,034)	\$48,585	\$64,525	\$15,944	\$41,477	\$48,585	\$7,108	\$30,581	\$41,477	\$10,896	\$17,900	\$34,428	\$16,528
Liabilities															
	1-Jul-08	30-Jun-09	Change	1-Jul-07	30-Jun-08	Change	1-Jul-06	30-Jun-07	Change	1-Jul-05	30-Jun-06	Change	1-Jul-03	30-Jun-04	Change
Accounts Payable	n/a	n/a		\$0	\$0	\$0	\$0	\$0	\$0	\$0	\$0	\$0	\$0	\$0	\$0
Grants Payable	n/a	n/a		\$0	\$0	\$0	\$0	\$0	\$0	\$0	\$0	\$0	\$0	\$0	\$0
Deferred Revenue	n/a	n/a		\$0	\$0	\$0	\$0	\$0	\$0	\$0	\$0	\$0	\$0	\$0	\$0
Loans and Notes ⁶	n/a	n/a		\$0	\$0	\$0	\$0	\$0	\$0	\$0	\$0	\$0	\$0	\$0	\$0
Tax-Exempt Bond Liabilities	n/a	n/a		\$0	\$0	\$0	\$0	\$0	\$0	\$0	\$0	\$0	\$0	\$0	\$0
Other ⁷	n/a	n/a		\$0	\$0	\$0	\$0	\$0	\$0	\$0	\$0	\$0	\$0	\$0	\$0
Total Liabilities:	\$0	\$2,394	\$2,394	\$0	\$0	\$0	\$0	\$0	\$0	\$0	\$0	\$0	\$0	\$0	\$0
Fund Balance															
	1-Jul-08	30-Jun-09	Change	1-Jul-07	30-Jun-08	Change	1-Jul-06	30-Jun-07	Change	1-Jul-05	30-Jun-06	Change	1-Jul-03	30-Jun-04	Change
Temporarily Restricted Net Assets	n/a	n/a		\$3,326	\$13,324	\$9,998	\$0	\$3,326	\$3,326	\$600	\$0	(\$600)	\$4,000	\$0	(\$4,000)
Permanently Restricted Net Assets	n/a	n/a		\$8,600	\$9,100	\$500	\$0	\$8,600	\$8,600	\$0	\$0	\$0	\$0	\$0	\$0
Unrestricted Net Assets	n/a	n/a		\$36,659	\$42,105	\$5,446	\$41,477	\$36,659	(\$4,818)	\$29,981	\$41,477	\$11,496	\$13,900	\$34,428	\$20,528
Net Assets	\$64,525	\$41,101	(\$23,428)	\$0	\$0	\$0	\$0	\$0	\$0	\$0	\$0	\$0	\$17,900	\$34,428	\$16,528

- 1- Due to changes in the 2008 Form 990, this data is no longer reported.
- 2- Due to Changes in the 2008 Form, this value now includes Publicly Traded Securities as well as Other Securities.
- 3- Due to various changes in the way this data is reported in the 2008 Form 990, it may not be possible to accurately compare this data from the 2008 Form 990 against the same field on prior Forms.
- 4- The 2008 Form does not distinguish between Land, Buildings & Equipment (LBE) as investments and LBE as fixed assets. This value is equivalent to the sum of both line items on earlier Forms (Part IV line 55 plus line 57).
- 5- Other Program Related Investments is now a separate field on the new Form, Part X-13(A) and (B).
- 6- The value on this line may now include payables to former employees, disqualified persons and unrelated third parties.
- 7- Due to various changes in the way this data is reported in the 2008 Form 990, it may not be possible to accurately compare this data From the 2008 Form 990 against the same field on prior Forms.

Note: The balance sheet gives a snapshot of the financial health of an organization at a particular point in time. An organization's total assets should generally exceed its total liabilities, or it cannot survive long, but the types of assets and liabilities also must be considered. For instance, an organization's current assets (cash, receivables, securities, etc.) should be sufficient to cover its current liabilities (payables, deferred revenue, current year loan, and note payments). Otherwise, the organization may face solvency problems. On the other hand, an organization whose cash and equivalents greatly exceed its current liabilities might not be putting its money to best use.

Forms 990 Received from the IRS

2015 Form 990 	2014 Form 990 	2013 Form 990 	2012 Form 990 	2011 Form 990 	2010 Form 990 	2009 Form 990 	2008 Form 990 
click to download	click to download	click to download	click to download	click to download	click to download	click to download	click to download
2007 Form 990 	2006 Form 990 	2005 Form 990 	2004 Form 990 	2003 Form 990 	2002 Form 990 	2001 Form 990 	2000 Form 990 
click to download	click to download	click to download	click to download	click to download	click to download	click to download	click to download
1999 Form 990 	1998 Form 990 						
click to download	click to download						

Mission Statement

This information was digitized from the organization's Form 990.

To provide life long learning in the arts

Impact Statement

This information was provided to GuideStar by Whitemarsh Community Art Center

Visual arts programs and related arts programs for children and adults of all ages; exhibitions and special events; community outreach programs for special audiences.

Overview

	2009	2008	2007	2006	2004
Number of Employees:	n/a	n/a	n/a	n/a	0

Officers, Directors, Trustees and Key Employees

[View the online report for Officer/Director/Trustee/Key Employee data reported earlier than 2004](#)

Fiscal Year Ending June 30, 2009

Name	Title	Compensation
Christopher Dwyer	Executive Director	\$26,265
Susan Wasserman	President	\$0
Barbara Asman	Vice President	\$0
Erin Saulino	Vice President	\$0
Marilyn Miller	Treasurer	\$0
Sue Ann Glennon-Levin	Corresponding Sec'ty	\$0
Denise Nowak	Recording Secretary	\$0
Peter Cornog	Board Member	\$0
Sondra Cramer	Board Member	\$0
Brenda Kinnear	Board Member	\$0
Rick Marencic	Board Member	\$0
Claire Perles	Board Member	\$0
Tony Rust	Board Member	\$0
Barbara Seidenberg	Board Member	\$0
Joel Sloane	Board Member	\$0
Andy Wu	Board Member	\$0

Fiscal Year Ending June 30, 2008

Name	Title	Compensation ¹
Joanne Scoles	Executive Director	\$12,000
Irv Leventhal	Board Member	\$0
Andy Wu	Board Member	\$0
Peter Cornog	Board Member	\$0
Barbara Rosenfeld	Board Member	\$0
Sharyn Stern	Board Member	\$0
Christopher Dwyer	Executive Director	\$0
Marilyn Miller	Treasurer	\$0
Lynn Hoffman	Board Member	\$0
Susan Wasserman	Vice President	\$0
Barbara Asman	Corresponding Secretary	\$0
Joel Sloane	President	\$0
Barbara Seidenberg	Corresponding Sec'ty	\$0

1- Due to various changes in the way this data is reported in the 2008 Form 990, it may not be possible to accurately compare this data from the 2008 Form 990 against the same field on prior forms.

Fiscal Year Ending June 30, 2007

Name	Title	Compensation
Joanne Scoles	Executive Director	\$16,220
Lynn Hoffmann	Board Member	\$0
Fran Buckman	Board Member	\$0
Peter Cornog	Board Member	\$0
Irv Leventhal	Board Member	\$0

Fiscal Year Ending June 30, 2007

Name	Title	Compensation
Andy Wu	Board Member	\$0
Joel Sloane	President	\$0
Kim Yetter	Board Member	\$0
Wendy Chavin	Recording Secretary	\$0
Barbara Asman	Corresponding Secretary	\$0
MariYn Miller	Board Member	\$0
Denise Nowak	Treasurer	\$0
Barbara Rosenfeld	Board Member	\$0
Kim Higgins	Board Member	\$0
Sharvn Stern	Board Member	\$0
Barbara Seidenberg	Board Member	\$0
Sue Ann Glennon	Board Member	\$0
Marci Blum	Board Member	\$0
Jill Bolotin	Board Member	\$0
Julia Cottrell	Board Member	\$0
Susan Wasserman	Vice President	\$0
Stepanic Barrist	Board Member	\$0

Fiscal Year Ending June 30, 2006

Name	Title	Compensation
Joanne Scoles	Executive Director	\$14,691
Susan Wasserman	Board Member Vice President	\$0
Peter Cornog	Board Member	\$0
Rob Langdale	Board Member	\$0
Cindy Lemaster	Board Member	\$0
Janet Wasser	Board Member	\$0
Christine Forsberg	Board Member	\$0
Andrea Saah	Board Member	\$0
Barbara Asman	Board Member Corresponding Secretary	\$0
Kim Yetter	Board Member	\$0
Sue Ann Glennon	Board Member President	\$0
Wendy Chavin	Board Member Recording Secretary	\$0
Fran Buckman	Board Member	\$0
Nancy Torre	Board Member	\$0
Barbara Seidenberg	Board Member	\$0
Irv Leventhal	Board Member	\$0
Denise Nowak	Board Member Treasurer	\$0
Julia Cottrell	Board Member	\$0
Kim Higgins	Board Member	\$0
Joel Sloane	Board Member	\$0
Marci Blum	Board Member	\$0
Marilyn Miller	Board Member Bookkeeper	\$0
Barbara Rosenfeld	Board Member	\$0

Fiscal Year Ending June 30, 2004

Name	Title	Compensation
Joanne Scoles	Executive Director	\$9,720
Irv Leventhal	Vice President	\$0
Sue Ann Glennon-Levin	Member	\$0
Kathryn Trotta	Member	\$0
Andrea Saah	Member	\$0
Peter Comog	Member	\$0
Mary Ann Resnick	Recording Secretary	\$0
Felice Jordahl	Member	\$0
Julia Cottrell	Member	\$0
Rob Langdale	Member	\$0
Cindy Lemaster	Member	\$0
Kim Higgins	Corresponding Secretary	\$0
Jackie McCarron	Member	\$0
Nancy Torre	Member	\$0
Fran Buckman	Member	\$0
Wendy Chavin	Member	\$0
Clare Tanzer	Member	\$0
Christine Chatts-Forsbert	Member	\$0
Janet Wasser	Member	\$0
Barbara Rosenfeld	Member	\$0
Manlyn Miller	Treasurer	\$0

Paid Contractors

Whitemarsh Community Art Center

Paid Preparer (Fiscal Year Ending Jun 30, 2009)

MAUREEN I. MCMAHON, CPA

EIN: n/a

518 GAINSBORO ROAD

DREXEL HILL, PA 19026-1302

Telephone: 610-626-9526

Independent Contractors and Compensation

Contractors for Fiscal Year Ending Jun 30, 2009

There are no contractors for this year.

Contractors for Fiscal Year Ending Jun 30, 2008

There are no contractors for this year.

Contractors for Fiscal Year Ending Jun 30, 2007

There are no contractors for this year.

Contractors for Fiscal Year Ending Jun 30, 2006

There are no contractors for this year.

Contractors for Fiscal Year Ending Jun 30, 2004

There are no contractors for this year.