

GUIDESTAR® Premium^{PRO} Report



GuideStar Report Generated For: *YOUTH MENTORING PARTNERSHIP*

Report Generated On: **July 20, 2016 at 4:08 PM ET**

EIN: **26-1366523**

Table of Contents

Overview / At-A-Glance	2
General Information	2
At-A-Glance	2
Mission	2
Financial Data	3
Revenue from 990	3
Expenses from 990	3
Expense Detail from 990	4
Balance Sheet from 990	5
Documents	6
Forms 990 Received from the IRS	6
Mission and Impact	7
Mission Statement	7
Impact Statement	7
People & Governance	8
Overview	8
Principal Officer	8
Paid Contractors	9
Paid Preparer	9
Independent Contractors and Compensation	9

General Information

YOUTH MENTORING PARTNERSHIP
20 Liberty Boulevard
Malvern, PA 19355
www.youthmp.org
EIN: 26-1366523

Affiliation Type: Independent Organization

At-A-Glance

IRS Subsection:	501(c)(3) Public Charity
NTEE Codes:	O30 (Adult, Child Matching Programs)
Assets:	\$65,991
Income:	\$352,583
Expenses:	\$365,861
Liabilities:	\$189
Ruling Year:	2009

Fiscal Year Start: January 1
Fiscal Year End: December 31

Financial information in this report is derived from the organization's 2014 Form 990.

Mission

The Youth Mentoring Partnership (YMP) helps kids succeed in life through mentoring and intense physical fitness and sports YMP's mentoring programs help teenagers master goal-setting skills, build grit and forge character (Respect, Responsibility, and Gratitude)

Financial Data

YOUTH MENTORING PARTNERSHIP

Revenue from 990 (Fiscal Year Beginning January 1 and Ending December 31)

[FAQs on Financial Data](#)

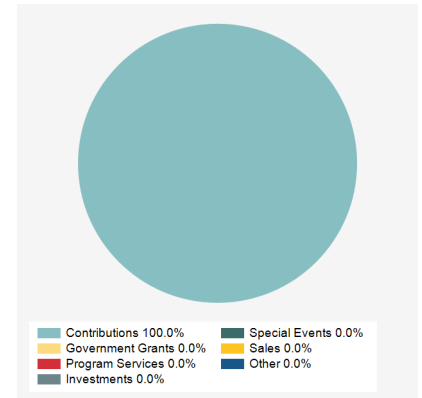
	2014 (990)	2013 (990)	2012 (990)	2011 (990)
Contributions¹	\$352,583	\$340,345	\$299,831	\$212,922
Government Grants	\$0	\$0	\$0	\$0
Program Services	\$0	\$0	\$0	\$0
Investments²	\$0	\$0	\$0	\$0
Special Events	\$0	\$0	\$0	\$0
Sales	\$0	\$0	\$0	\$0
Other³	\$0	\$0	\$0	\$0
Total Revenue:	\$352,583	\$340,345	\$299,831	\$212,922

1- Due to various changes in the way this data is reported in the 2008 Form 990, it may not be possible to accurately compare this data from the 2008 Form 990 against the same field on prior forms.

2- The IRS has changed the Requirements for Reporting Investment Income. This value may contain amounts for Items which were reported in earlier years under Other Revenue (Part I, line 11).

3- Due to changes to the 2008 form, Membership Dues are not included in Other Revenue anymore, but are reported under Contributions.

Revenue Breakout: 2014



[FAQs](#)

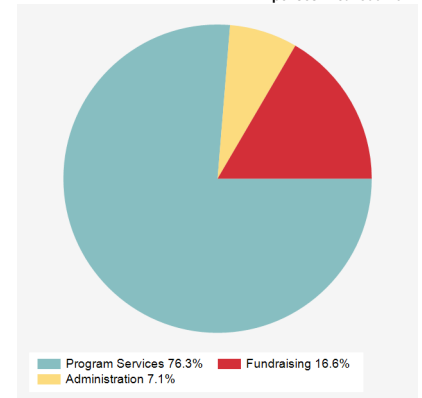
Expenses from 990 (Fiscal Year Beginning January 1 and Ending December 31)

[FAQs on Financial Data](#)

	2014 (990)	2013 (990)	2012 (990)	2011 (990)
Program Services	\$279,136	\$217,066	\$142,853	\$97,376
Administration	\$26,077	\$28,107	\$83,093	\$14,537
Other	\$60,648	\$56,830	\$66,243	\$74,767
Total Expenses:	\$365,861	\$302,003	\$292,189	\$186,680

Net Gain/Loss: (\$13,278) \$38,342 \$7,642 \$26,242

Expenses Breakout: 2014



[FAQs](#)

Expense Detail from 990 (Fiscal Year Beginning January 1 and Ending December 31)

[FAQs on Financial Data](#)

	2014 (990)	2013 (990)	2012 (990)	2011 (990)
Accounting Fees	\$1,000	\$3,300	\$2,792	\$2,425
Advertising and Promotion	\$0	\$0	\$0	\$153
Information Technology Expenses	\$0	\$0	\$0	\$0
Insurance Expenses	\$0	\$0	\$0	\$0
Interest Expenses	\$0	\$0	\$0	\$0
Investment Management Fees	\$0	\$0	\$0	\$0
Legal Fees	\$0	\$0	\$0	\$0
Pension Plan Contributions	\$0	\$0	\$0	\$0
Printing and Publications	n/a	n/a	n/a	n/a
Professional Fundraising Expenses	\$0	\$0	\$0	\$0
Printing, Publication, Postage and Shipping	n/a	n/a	n/a	n/a
Professional Fees and Payments to Contractors	n/a	n/a	n/a	n/a

Balance Sheet from 990 (Fiscal Year Beginning January 1 and Ending December 31)

Assets	2014 (990)			2013 (990)			2012 (990)			2011 (990)		
	1-Jan-14	31-Dec-14	Change	1-Jan-13	31-Dec-13	Change	1-Jan-12	31-Dec-12	Change	1-Jan-11	31-Dec-11	Change
Cash & Equivalent	\$77,709	\$64,431	(\$13,278)	\$39,206	\$77,709	\$38,503	\$33,096	\$39,206	\$6,110	\$6,854	\$33,096	\$26,242
Accounts Receivable	\$0	\$0	\$0	\$0	\$0	\$0	\$0	\$0	\$0	\$0	\$0	\$0
Pledges & Grants Receivable	\$0	\$0	\$0	\$0	\$0	\$0	\$0	\$0	\$0	\$0	\$0	\$0
Receivable / Other ¹	\$0	\$0	\$0	\$0	\$0	\$0	\$0	\$0	\$0	\$0	\$0	\$0
Inventories for Sale or Use	\$0	\$0	\$0	\$0	\$0	\$0	\$0	\$0	\$0	\$0	\$0	\$0
Investment / Securities ²	\$0	\$0	\$0	\$0	\$0	\$0	\$0	\$0	\$0	\$0	\$0	\$0
Investment / Other ³	\$0	\$0	\$0	\$0	\$0	\$0	\$0	\$0	\$0	\$0	\$0	\$0
Fixed Assets ⁴	\$0	\$0	\$0	\$0	\$0	\$0	\$0	\$0	\$0	\$0	\$0	\$0
Land & Buildings		n/a			n/a			n/a			n/a	
Other ⁵	\$1,560	\$1,560	\$0	\$1,560	\$1,560	\$0	\$0	\$1,560	\$1,560	\$0	\$0	\$0
Total Assets:	\$79,269	\$65,991	(\$13,278)	\$40,766	\$79,269	\$38,503	\$33,096	\$40,766	\$7,670	\$6,854	\$33,096	\$26,242


Liabilities	1-Jan-14	31-Dec-14	Change	1-Jan-13	31-Dec-13	Change	1-Jan-12	31-Dec-12	Change	1-Jan-11	31-Dec-11	Change
Accounts Payable	\$189	\$189	\$0	\$28	\$189	\$161	\$0	\$28	\$28	\$0	\$0	\$0
Grants Payable	\$0	\$0	\$0	\$0	\$0	\$0	\$0	\$0	\$0	\$0	\$0	\$0
Deferred Revenue	\$0	\$0	\$0	\$0	\$0	\$0	\$0	\$0	\$0	\$0	\$0	\$0
Loans and Notes ⁶	\$0	\$0	\$0	\$0	\$0	\$0	\$0	\$0	\$0	\$0	\$0	\$0
Tax-Exempt Bond Liabilities	\$0	\$0	\$0	\$0	\$0	\$0	\$0	\$0	\$0	\$0	\$0	\$0
Other ⁷	\$0	\$0	\$0	\$0	\$0	\$0	\$0	\$0	\$0	\$0	\$0	\$0
Total Liabilities:	\$189	\$189	\$0	\$28	\$189	\$161	\$0	\$28	\$28	\$0	\$0	\$0

Fund Balance	1-Jan-14	31-Dec-14	Change	1-Jan-13	31-Dec-13	Change	1-Jan-12	31-Dec-12	Change	1-Jan-11	31-Dec-11	Change
Temporarily Restricted Net Assets	\$0	\$0	\$0	\$0	\$0	\$0	\$0	\$0	\$0	\$0	\$0	\$0
Permanently Restricted Net Assets	\$0	\$0	\$0	\$0	\$0	\$0	\$0	\$0	\$0	\$0	\$0	\$0
Unrestricted Net Assets	\$79,080	\$65,802	(\$13,278)	\$40,738	\$79,080	\$38,342	\$33,096	\$40,738	\$7,642	\$6,854	\$33,096	\$26,242
Net Assets	\$79,080	\$65,802	(\$13,278)	\$40,738	\$79,080	\$38,342	\$33,096	\$40,738	\$7,642	\$6,854	\$33,096	\$26,242


- 1- Due to changes in the 2008 Form 990, this data is no longer reported.
- 2- Due to Changes in the 2008 Form, this value now includes Publicly Traded Securities as well as Other Securities.
- 3- Due to various changes in the way this data is reported in the 2008 Form 990, it may not be possible to accurately compare this data from the 2008 Form 990 against the same field on prior Forms.
- 4- The 2008 Form does not distinguish between Land, Buildings & Equipment (LBE) as investments and LBE as fixed assets. This value is equivalent to the sum of both line items on earlier Forms (Part IV line 55 plus line 57).
- 5- Other Program Related Investments is now a separate field on the new Form, Part X-13(A) and (B).
- 6- The value on this line may now include payables to former employees, disqualified persons and unrelated third parties.
- 7- Due to various changes in the way this data is reported in the 2008 Form 990, it may not be possible to accurately compare this data From the 2008 Form 990 against the same field on prior Forms.

Note: The balance sheet gives a snapshot of the financial health of an organization at a particular point in time. An organization's total assets should generally exceed its total liabilities, or it cannot survive long, but the types of assets and liabilities also must be considered. For instance, an organization's current assets (cash, receivables, securities, etc.) should be sufficient to cover its current liabilities (payables, deferred revenue, current year loan, and note payments). Otherwise, the organization may face solvency problems. On the other hand, an organization whose cash and equivalents greatly exceed its current liabilities might not be putting its money to best use.

Forms 990 Received from the IRS




[click to download](#)




[click to download](#)




[click to download](#)



[click to download](#)



[click to download](#)



[click to download](#)

Mission Statement

This information was digitized from the organization's Form 990.

The Youth Mentoring Partnership (YMP) helps kids succeed in life through mentoring and intense physical fitness and sports YMP's mentoring programs help teenagers master goal-setting skills, build grit and forge character (Respect, Responsibility, and Gratitude)

Impact Statement

This information was provided to GuideStar by YOUTH MENTORING PARTNERSHIP

YMP MENTORING PROGRAMS ARE THE FIRST IN AN EDUCATIONAL SETTING TO HAVE BEEN SHOWN TO INCREASE STUDENTS ACQUISITION OF GRIT GRIT IS THE ABILITY TO PERSIST THROUGH CHALLENGES IN PURSUIT OF LONG-TERM GOALS A TRAIT IDENTIFIED BY THE U S DEPT OF EDUCATION AS A CRITICAL FACTOR FOR SUCCESS ACROSS EDUCATIONAL, HEALTH AND SOCIAL DOMAINS IN THE 21ST CENTURY THE FRIEND FITNESS PROGRAM MATCHES VOLUNTEERS WITH LOCAL TEENAGERS CHALLENGED BY VARIOUS LIFE CIRCUMSTANCES WHO ARE IN NEED OF A POSITIVE ADULT

Overview

	2014	2013	2012	2011
Number of Employees:	15	15	11	10

Principal Officer

Fiscal Year	Principal Officer
2014	N/A
2013	SCOTT DILLMAN
2012	SCOTT DILLMAN 454 E.
2011	SCOTT DILLMAN

Paid Contractors

Paid Preparer (Fiscal Year Ending Dec 31, 2014)

Steven R Leibowitz CPA LLC

EIN: 83-0432643

6 East Golf Club Lane

Paoli, PA 19301

Telephone: 610-640-0335

Independent Contractors and Compensation

Contractors for Fiscal Year Ending Dec 31, 2014

There are no contractors for this year.

Contractors for Fiscal Year Ending Dec 31, 2013

There are no contractors for this year.

Contractors for Fiscal Year Ending Dec 31, 2012

There are no contractors for this year.

Contractors for Fiscal Year Ending Dec 31, 2011

There are no contractors for this year.